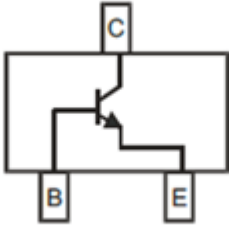


## NPN General Purpose Amplifier



**SOT-323**

### Features

- Epoxy meets UL-94 V-0 flammability rating and halogen free
- Moisture Sensitivity Level 1
- Part no. with suffix "Q" means AEC-Q101 qualified

### Applications

- General purpose switching and amplification

### Mechanical Data

- **Case:** SOT-323
- **Terminals:** Tin plated leads, solderable per J-STD-002 and JESD22-B102
- **Marking:**

BC846AWQ=1A	BC847AWQ=1E	BC848AWQ=1J
BC846BWQ=1B	BC847BWQ=1F	BC848BWQ=1K
	BC847CWQ=1G	BC848CWQ=1L

### ■ Maximum Ratings (Ta=25°C unless otherwise noted)

Item	Symbol	Unit	Conditions	Value	
Collector-Base Voltage	$V_{CBO}$	V		BC846AWQ、BC846BWQ	80
				BC847AWQ、BC847BWQ、 BC847CWQ	50
				BC848AWQ、BC848BWQ、 BC848CWQ	30
Collector-Emitter Voltage	$V_{CEO}$	V		BC846AWQ、BC846BWQ	65
				BC847AWQ、BC847BWQ、 BC847CWQ	45
				BC848AWQ、BC848BWQ、 BC848CWQ	30
Emitter-Base Voltage	$V_{EBO}$	V		6	
Collector Current -Continuous	$I_C$	A		0.1	
Total Device Dissipation	$P_D$	mW		200	
Thermal Resistance Junction to Ambient	$R_{thJA}$	K/W		625	
Junction Temperature	$T_j$	°C		-55 to +150	
Storage Temperature	$T_{STG}$	°C		-55 to +150	



# BC846AWQ THRU BC848CWQ

## ■ Electrical Characteristics (Ta=25°C unless otherwise noted)

Item	Symbol	Unit	Conditions	Min	Max
Collector-base breakdown voltage	$V_{(BR)CBO}$	V	BC846AWQ、BC846BWQ	$I_C=10\mu A, I_E=0$	80
			BC847AWQ、 BC847BWQ、BC847CWQ		50
			BC848AWQ、 BC848BWQ、BC848CWQ		30
Collector-emitter breakdown voltage	$V_{(BR)CEO}$	V	BC846AWQ、BC846BWQ	$I_C=10mA, I_B=0$	65
			BC847AWQ、 BC847BWQ、BC847CWQ		45
			BC848AWQ、 BC848BWQ、BC848CWQ		30
Emitter-base breakdown voltage	$V_{(BR)EBO}$	V	$I_E=10\mu A, I_C=0$	6	
Collector cut-off current	$I_{CBO}$	nA	BC846AWQ、BC846BWQ	$V_{CB}=70V, I_E=0$	100
			BC847AWQ、 BC847BWQ、BC847CWQ	$V_{CB}=50V, I_E=0$	
			BC848AWQ、 BC848BWQ、BC848CWQ	$V_{CB}=30V, I_E=0$	
Collector cut-off current	$I_{CEO}$	nA	BC846AWQ、BC846BWQ	$V_{CE}=60V, I_B=0$	100
			BC847AWQ、 BC847BWQ、BC847CWQ	$V_{CE}=45V, I_B=0$	
			BC848AWQ、 BC848BWQ、BC848CWQ	$V_{CE}=30V, I_B=0$	
Emitter cut-off current	$I_{EBO}$	nA	$V_{EB}=5V, I_C=0$		100
DC current gain	$h_{FE}$		BC846AWQ、 BC847AWQ、BC848AWQ	$V_{CE}=5.0V, I_C=2mA$	110
			BC846BWQ、 BC847BWQ、BC848BWQ		200
			BC847CWQ、BC848CWQ		420
Collector-emitter saturation voltage	$V_{CE(sat)}$	V	$I_C=100mA, I_B=5mA$		0.5
Base-emitter saturation voltage	$V_{BE(sat)}$	V	$I_C=100mA, I_B=5mA$		1.1
Transition frequency	$f_T$	MHz	$V_{CE}=5Vdc, I_C=10mA, f=30MHz$	150	
Collector output capacitance	$C_{ob}$	pF	$V_{CB}=10V, f=1MHz$		4.5

## ■ Ordering Information (Example)

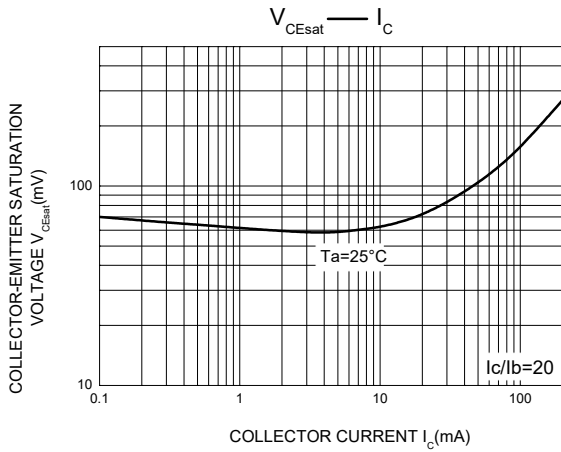
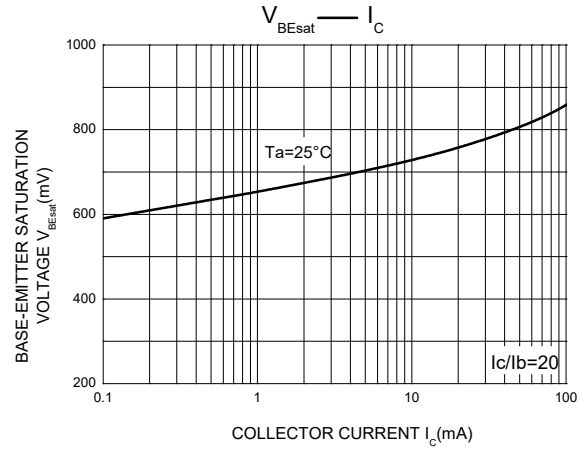
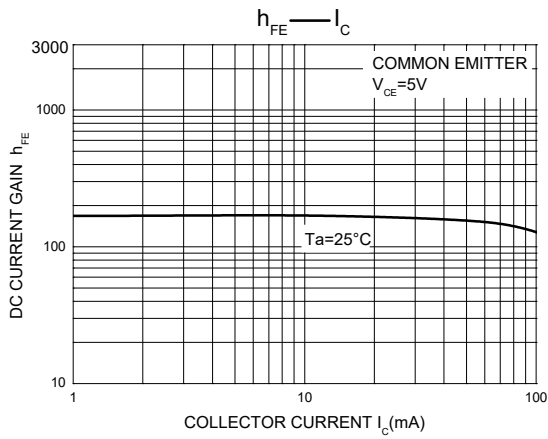
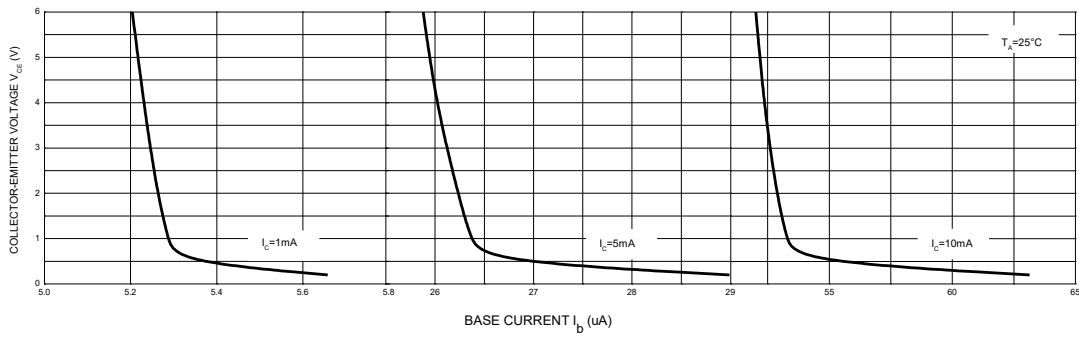
PREFERRED P/N	PACKING CODE	UNIT WEIGHT(g)	MINIMUM PACKAGE(pcs)	INNER BOX QUANTITY(pcs)	OUTER CARTON QUANTITY(pcs)	DELIVERY MODE
BC846AWQ、BC846BWQ BC847AWQ、BC847BWQ、BC847CWQ BC848AWQ、BC848BWQ、BC848CWQ	F2	Approximate 0.005	3000	30000	120000	7" reel



# BC846AWQ THRU BC848CWQ

## ■ Characteristics (Typical-BC846AWQ)

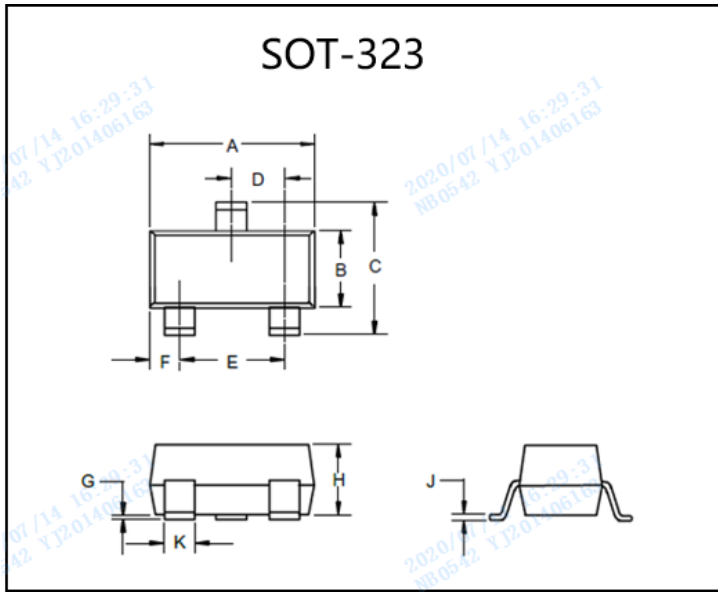
Static Characteristics





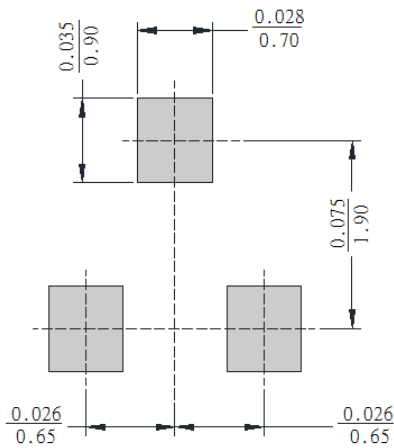
# BC846AWQ THRU BC848CWQ

## ■SOT-323 Package Outline Dimensions



DIM	INCHES		MM		NOTE
	MIN	MAX	MIN	MAX	
A	0.071	0.087	1.80	2.20	
B	0.045	0.053	1.15	1.35	
C	0.083	0.096	2.10	2.45	
D	0.026Nominal		0.65Nominal		
E	0.047	0.055	1.20	1.40	
F	0.012	0.016	0.30	0.40	
G	0.000	0.004	0.00	0.10	
H	0.035	0.039	0.90	1.00	
J	0.004	0.010	0.10	0.250	
K	0.006	0.016	0.15	0.40	

## ■SOT-323 Suggested Pad Layout



Unit:  $\frac{\text{inch}}{\text{mm}}$



## BC846AWQ THRU BC848CWQ

---

### Disclaimer

The information presented in this document is for reference only. Yangzhou Yangjie Electronic Technology Co., Ltd. reserves the right to make changes without notice for the specification of the products displayed herein to improve reliability, function or design or otherwise.

The product listed herein is designed to be used with automotive electronics, are not designed for use in medical, life-saving, lifesustaining, or military, Yangjie or anyone on its behalf, assumes no responsibility or liability for any damages resulting from such improper use of sale.

This publication supersedes & replaces all information previously supplied. For additional information, please visit our website [http:// www.21yangjie.com](http://www.21yangjie.com) , or consult your nearest Yangjie's sales office for further assistance.