



Electrical data

Ratings per IEC/EN

Nominal voltage (III/3)	800 V
Rated current	25 A

Ex information

Rated current (Ex e II)	20 A
-------------------------	------

Physical data

Width	8.6 mm / 0.339 inches
Height	4.1 mm / 0.161 inches
Depth	19 mm / 0.748 inches
Jumper assignment	1-2

Material data

Note (material data)	Information on material data can be found here
Color	light gray
Fire load	0.007 MJ
Weight	1 g

Commercial data

Product Group	22 (TOPJOB S)
eCl@ss 10.0	27-14-11-40
eCl@ss 9.0	27-14-11-40
ETIM 8.0	EC000489
ETIM 7.0	EC000489
PU (SPU)	25 Stück
Packaging type	Bag
Country of origin VKOrg Germany	DE
GTIN	4055143687171
Customs tariff number VKOrg Germany	85366990990

Downloads

Environmental Product Compliance

Compliance Search

Environmental Product Compliance 2002-402



Documentation

Additional Information

Technical Section

pdf
2142.18 KB



Bid Text

2002-402

19.02.2019

xml
2.51 KB



2002-402

27.04.2017

doc
23.50 KB



CAD/CAE-Data

CAD data

2D/3D Models
2002-402



CAE data

EPLAN Data Portal
2002-402



WSCAD Universe
2002-402




ZUKEN Portal
2002-402




Installation notes

Commoning



Insert push-in type jumper bar and push down until it hits backstop.




Removing a push-in type jumper bar: Insert the operating tool between the jumper and partition wall of the dual jumper slots, then lift up the jumper. Place the operating tool in the center of jumpers for up to five contacts (see above), or alternately on both sides for jumpers with more than five contacts.

Commoning







Custom jumpers are created by breaking and removing jumper contacts (2000, 2001, 2002, 2004 Series).



Marking with a felt-tip pen.

Commoning



Stepping down via push-in type jumper bar.

Stepping down via push-in type jumper bar:
Commoning via closed terminal side with end plate allows jumpering over two cross-section sizes, e.g., from 16 mm² (6 AWG) to 6 mm² (10 AWG) or from 6 mm² (10 AWG) to 2.5 mm² (14 AWG) (see illustration above).

Stepping down via push-in type jumper bar:
Commoning via open terminal side with end plate allows jumpering over two cross-section sizes for 16 mm² (6 AWG) and 10 mm² (8 AWG) and one cross-section size for 6/4/2.5 mm² (10/12/14 AWG). An example: from 16 mm² (6 AWG) to 6 mm² (10 AWG) (see illustration above) or from 10 mm² (8 AWG) to 4 mm² (12 AWG).

Note:
The total current of the outgoing circuits must not exceed the nominal current of the step-down jumper/push-in type jumper bar.