

Plastics Height:
 H=1.0mm
 H=1.7mm
 H=2.0mm
 H=2.5mm

Pin Length:
 L=PA+H+PC

SPECIFICATIONS

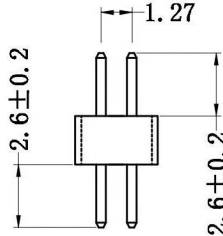
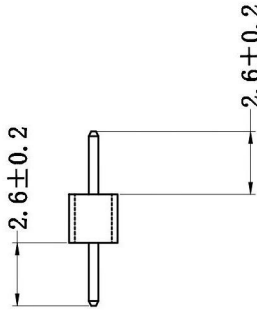
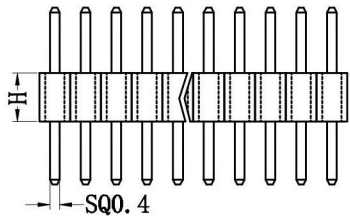
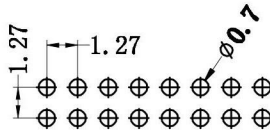
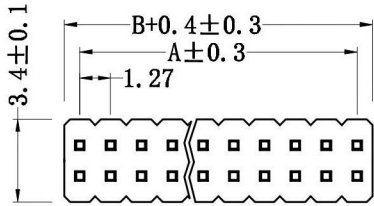
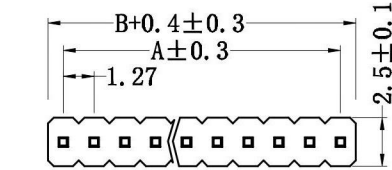
Current Rating:3Amps
 Insulation Resistance:1000MΩ min
 Withstanding Voltage: 1000VAC
 Contact Resistance:20mΩ max
 Operating Temperature:-40° C to+105° C
 Standard:PBT
 Contact Material:Brass
 Contact Plating:Au or Sn Over Ni
 Max. Processing Temp:180°Cfor30-60second
 (260°Cfor5second)

Code Description

127-PH-X-XX-XX-S-L-XXY-A

(1) (2) (3) (4) (5) (6) (7) (8) (9)

- (1) Pin Spacing: 127=1.27mm
- (2) Product Name:PH=Pin Header
- (3) No. of Rows:1=Single 2=Dual Row
- (4) No. of Pins Per Row:1-50
- (5) Insulator Material Height:20=2.0mm
- (6) ContactType:S=Straight;R=Right/Angle;M=SMT
- (7) Contact Material Length:65=6.5mm
- (8) Contact Plating:SN=Tin;XXY=12Y, 14Y, 18Y, 20Y, 25Y, 30Y, 35Y;S0=Gold Flash/Tin
- (9) Insulator Material Option:
 A=BK-PBT;B=BK-PA6T;C=BK-PA46;D=BK-LCP;S=Special



No. of	DIN. A	DIN. B	No. of	DIN. A	DIN. B	No. of	DIN. A	DIN. B	No. of	DIN. A	DIN. B
1	---	---	11	12.70	13.97	21	25.40	26.67	31	38.1	39.37
2	1.27	2.54	12	13.97	15.24	22	26.67	27.94	32	39.37	40.64
3	2.54	3.81	13	15.24	16.51	23	27.94	29.21	33	40.64	41.91
4	3.81	5.08	14	16.51	17.78	24	29.21	30.48	34	41.91	43.18
5	5.08	6.35	15	17.78	19.05	25	30.48	31.75	35	43.18	44.45
6	6.35	7.62	16	19.05	20.32	26	31.75	33.02	36	44.45	45.72
7	7.62	8.89	17	20.32	21.59	27	33.02	34.29	37	45.72	46.99
8	8.89	10.16	18	21.59	22.86	28	34.29	35.56	38	46.99	48.26
9	10.16	11.43	19	22.86	24.13	29	35.56	36.83	39	48.26	49.53
10	11.43	12.70	20	24.13	25.40	30	36.83	38.10	40	49.53	50.80

UNLESS OTHEWIXE SPECIFIED TOLERANCE

X :±0.3 X° :±5°
 X.X :±0.2 X.X° :±1°
 X.XX :±0.2 X.XX° :±0.5°

DRAWN NAME: 127-PH-X-XX-XX-S-L-XXY-A

SIZE	A4	SCALE	N:1	PROUCT	
REV	A	UNIT	mm	PROJECT	⊕ ≡ PAGE 1/1

CHECKED	LIU SHENG HUI	DATE	05/28	CHECKED		DATE	/
---------	---------------	------	-------	---------	--	------	---

--	--	--	--	--	--	--	--