
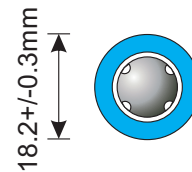
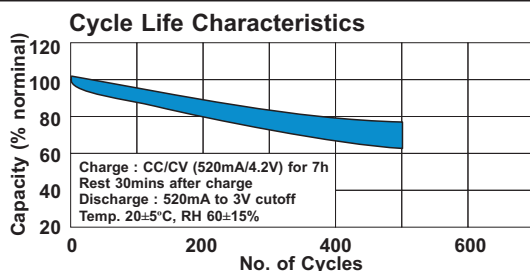
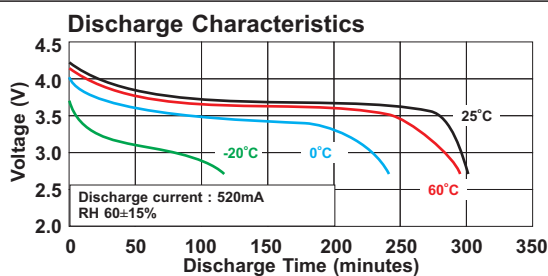
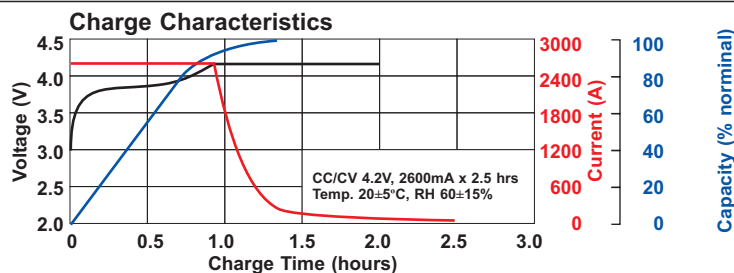


LITHIUM-ION RECHARGEABLE BATTERY

SPECIFICATIONS

Model	: LI18650 (2600)
Description	: Lithium-Ion rechargeable battery
Nominal Capacity	: 2600 mAh (Min. 2500) at 520mA continuous discharge (new cell, temp. 20±5°C)
Nominal Voltage	: 3.70 Volt (After charge)
Cut-Off Voltage	: 3.00 Volt
Approximate Weight	: 48g (bare cell)
Internal Impedance	: <60mΩ per cell (bare cell with 1KHz AC testing at full charge)
Cycle Life	: Typ. 500 standard charge/discharge cycles, ~70% of nominal capacity
Charging	: Using dedicated CC/CV (4.2±0.03V) battery charger only Charging with CC (Constant Current) to 4.2V, then charge with CV (Constant Voltage) till charge current <26mA Standard - 1300 mA x 4 hours (Ref.) Quick - Max. 2600 mA x 2.5 hours (Ref.)
Discharging	: Max. discharge current 2600mA Discharge capacity varies with discharge current
Operating Temperature	: Standard charge 0°C to 45°C (battery performance varies with temperature) Discharge -20°C to 60°C (battery performance varies with temperature)
Storage Conditions	: -20°C to 35°C, RH 65±15% (within 1 months) 20±5°C, RH 50-70% (long term)
Battery Maintenance	: Battery without PCM to be recharged every 6 months Battery with PCM to be recharged every 3 months
IQC Recommendations	: Other IQC standard must be mutually agreed. IQC Date : within 30 days after shipment of battery Outer Dimensions : with caliper (Sampling S-4 AQL 2.5) Appearance : visual (Sampling G-II AQL 2.5) Open Circuit Voltage : voltmeter (Sampling S-4 AQL 0.65) Capacity : 520mA continuous discharge after standard charge at 20±5°C



18.2±0.3mm

Single cell (with sleeve)

Information is for reference only and is not construed as warranties either expressed or implied, of future performance. Performance varies with time, usage and storage condition.. 1 year limited guarantee against manufacturing defects. Other problem caused by misuse, mishandling of cell, or malfunction of equipment, is not under the warranty.

Model : LI18650 (2600)
Version : 2.50

WELL LINK
INDUSTRIAL LIMITED

G310P61

LITHIUM-ION RECHARGEABLE BATTERY

PROPER USE AND HANDLING

Customer of lithium ion battery should employ appropriate cautions in order to obtain optimum performance and safety.

- Charging** : Charging current should less than the maximum charging current specified in the specification
Charging voltage must up to the voltage specified in the specification
Do not charge battery over the specified time in the specification
Charging temperature should be within the specified range in the specification
Reverse charging should be strictly prohibited
Improper charging may generate heat, smoke, rupture or flame, and cause damage to the battery
- Discharging** : Discharging current should be less than the maximum discharging current specified in the specification
Discharging temperature should be within the specified range in the specification
Do not over discharge the battery below 2.75V/cell
Over discharge may occur by self-discharge if the battery is left for a very long time without any use
Improper discharge may cause loss of performance
- Storage** : Storage temperature should be within the specified range in the specification
Storage is recommended in low humidity, nop corrosive gas atmosphere
Long term storage may cause loss of capacity
- Cycle Life** : Cycle life differs by conditions of charging, discharging, operating temperature and/or storage condition
Level of capacity differs by cycles of battery used
- Product Design** : Do not solder directly on bare cell
Battery should be positioned far from heat source and heat components
Appropriate shock absorber should be equipped to minimize shock on the battery
Protection circuit against overcharge, over discharge, over current should be equipped to insure safety in case of misuse
Battery should be designed to connect only to specified charger and system
Reverse connection of battery should be avoided in system design
Improper product and system design may cause loss of battery performance
- Product Assembly** : Battery cell should be inspected visually before product assembly to avoid usage of damaged cell (for example, sleeve damage, battery distortion, or leaking)
Excessive force on the battery terminals and battery surface should be avoided
Precaution should be taken when battery is moved / transported to other place
Do not disassembly, short-cutcuit, incinerate, immersion in water, and mix use of battery
Battery should be disposed in discharged state
Improper handling may cause loss of battery performance
- Warning** : The battery may present risk of fire and chemical burn if mistreated. Keep away battery from children.

Information is for reference only and is not construed as warranties either expressed or implied, of future performance. Performance varies with time, usage and storage condition.. 1 year limited guarantee against manufacturing defects. Other problem caused by misuse, mishandling of cell, or malfunction of equipment, is not under the warranty.

Model : LI18650 (2600)
Version : 2.50

WELL LINK
INDUSTRIAL LIMITED

G310P61