

Power Line Filters FD Series

Applications

- Digital equipment
- Mini-computers and peripherals
- Measuring instruments and medical instruments
- Equipment requiring very high impulse attenuation
- Suitable for factory automation equipment
- Industrial equipment such as UPS, inverters and converters
- Communication equipment
- Office automation equipment, such as copy machines, FAX, etc.



Soldering Lug
1,5x2,5 hole

Dimensions in mm

Circuit Diagram FDxxx Series

h = 25 to 35 (according to model), h1 = h + 16

Specifications

Model	U (V)	I (A)	Cx(nF)	Cy(nF)	L(mH)
FD315-0	250V AC	0,5	47	2,2	
FD415-0			100		
FD314-1	250V AC		47	2,2	
FD414-1			100		
FD312-2	250V AC		47	2,2	
FD412-2			100		
FD311-4	250V AC		47	2,2	0,5
FD411-4			100		

Soldering Lug
1,5x2,5 hole

Dimensions in mm

Circuit Diagram 1FDxx Series

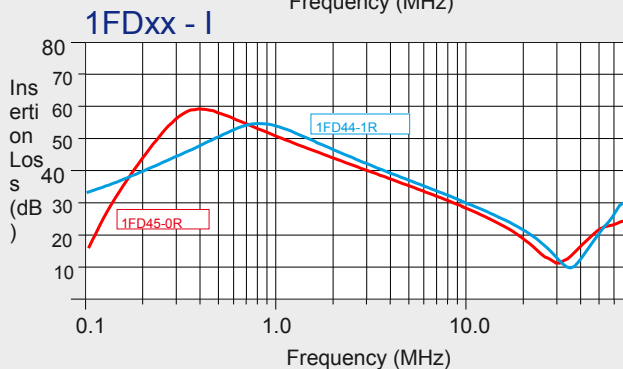
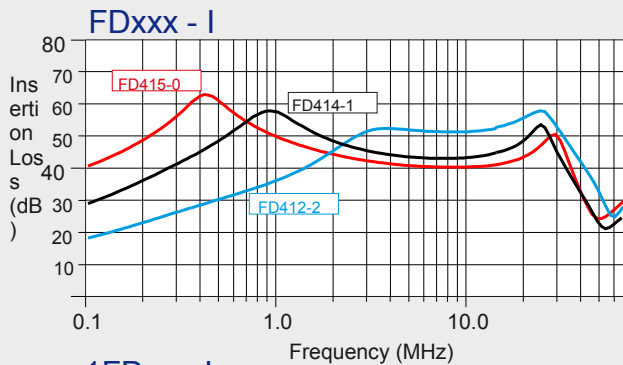
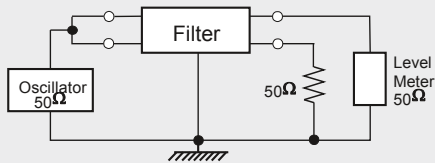
h = 25 to 35 (according to model), h1 = h + 16

Specifications

Model	U (V)	I (A)	Cx(nF)	L(mH)
1FD35-0	250V AC	0,5	47	
1FD45-0R			100	
1FD34-1	250V AC		47	
1FD44-1R			100	
1FD32-2	250V AC		47	
1FD42-2R			100	
1FD31-4	250V AC		47	0,5
1FD41-4R			100	

Leakage Current: (250V AC) 0,5 mA max., Operating Temperature: -25 C to +85 C, Bleeder Resistor (R = 680k to 1M is available only for Cx > 100nF

Asymmetrical



Symmetrical

