



# YETDA INDUSTRY LTD.

## 2 x 5mm Pure Green LED Lamps S620TG4D-C

- 2x5 mm with InGaN dice ◦
- Encapsulated with Water Clear package ◦
- Long Leads ◦

### Absolute Maximum Ratings :

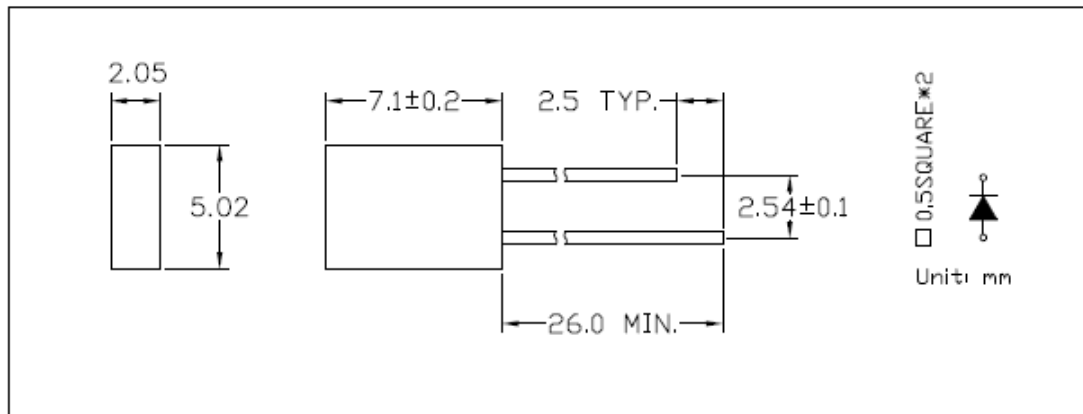
Parameter	Maximum Rating	Unit
Peak Forward Current	120	mA
Continuous Forward Current	30	mA
Operating Temperature Range	-40°C to +85°C	
Storage Temperature Range	-50°C to +100°C	
Lead Soldering Temperature	260°C for 3 seconds 1.6mm(0.063 inch) from body	

### Electro-Optical Characteristics (Ta = 25°C)

Parameter Radiant	Test Condition	Symbol	Min.	Typ.	Max.	Unit
Forward Voltage	I <sub>F</sub> = 20mA	V <sub>F</sub>		3.2	3.8	V
Reverse Current	V <sub>R</sub> = 5V	I <sub>R</sub>			10	uA
Luminous Intensity	I <sub>F</sub> = 20mA	I <sub>v</sub>	500	700		mcd
Spectral Bandwidth	I <sub>F</sub> = 20mA	Δλ				nm
Wavelength	I <sub>F</sub> = 20mA	λ <sub>d</sub>		525		
Viewing Angle	I <sub>F</sub> = 20mA	2 θ <sub>1/2</sub>		60		deg

### Package

Item: (2X5mm) 620





# YETDA INDUSTRY LTD.

## •Soldering:

### 1. Manual of soldering

The temperature of the iron tip should not be higher than 260 °C and

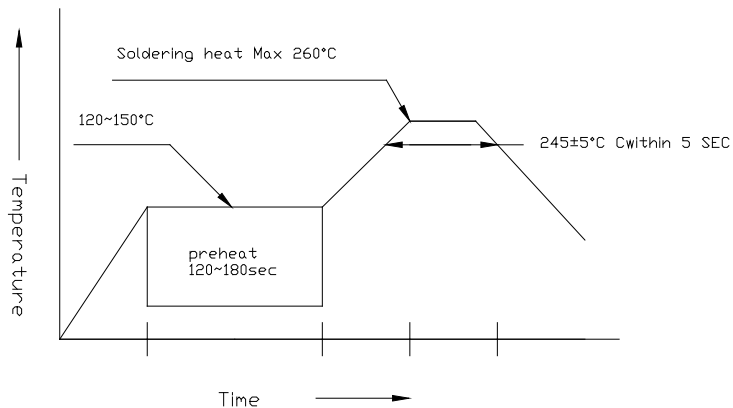
Soldering within 3 seconds per solder-land is to be observed

### 2. DIP soldering (Wave Soldering):

Preheating: 120

°C ~ 150°C within 5 sec. 260°C (Max)

Gradual Cooling (Avoid quenching)



### 3. Reflow Soldering

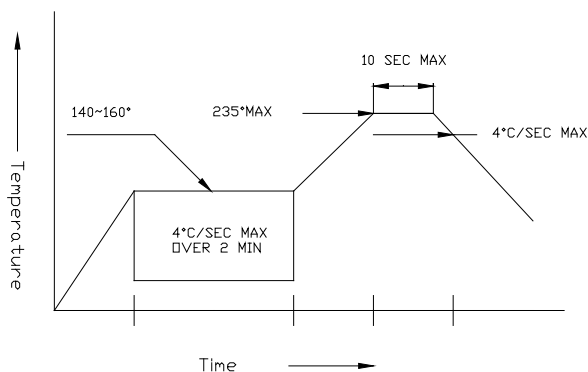
Preheating: 140

°C ~ 160°C ±5°C, within 2 minutes.

Operation heating: 235

°C (Max) within 10 seconds (Max)

Gradual Cooling (Avoid quenching)



## •Handling:

Care must be taken not to cause to the epoxy resin portion of Yetda LEDS while it is exposed to high temperature.

Care must be taken not rub the epoxy resin portion of Yetda LEDS with hard or sharp article such as the sand blast and the metal hook