

SPECIFICATION

Customer : MICROS

Applied To :

Product Name : Magnetic Transducer

Model Name : SMT-8540A-K3729

Drawing No. : OEM3729R

Compliance with ROHS

Signature of Approval

--

Signature of KEPO

Approved by	Checked by	Issued by	Date



宁波凯普电子有限公司

宁波东钱湖镇东钱湖工业区宝源路 25 号

TEL:+86-574-88370330 FAX:+86-574-88370329

No.25 Baoyuan road Dongqian Lake, Industry Area, Dongqian town,
Ningbo City, China(Post Code:315121)

Sales@chinaacoustic.com www.chinaacoustic.com

Specification for Magnetic Transducer	Page	2/10
Model No. : SMT-8540A-K3729	Revision No.	1.0
	Drawing No.	OEM3729R

CONTENTS

1. Scope
范围
2. General
概要
3. Electrical and Acoustic Characteristics.
电声参数
4. Reliability Test
可靠性试验
5. Measurement Block Diagram & Response curve
测试图和曲线图
6. Structure
结构
7. Dimensions
尺寸
8. Packing
包装
9. Revision
履历表

Specification for Magnetic Transducer		Page	3/10
		Revision No.	1.0
Model No. :	SMT-8540A-K3729	Drawing No.	OEM3729R

1. Scope

This product specification is applied to the Magnetic Transducer in alarm systems. Please contact us when using this product for any other applications than described in the above.

本规格书适用于电磁式声响器，通常它用在系统中做报警或提示的声响器用，如果将该产品用于其它领域，请与我们联系。

2. General

2.1 Out-Diameter : 8.5X8.5 mm

外径: 8.5X8.5 mm

2.2 Height : 4.0 mm

高度: 4.0 mm

2.3 Weight : 0.4g

重量: 0.4g

2.4 Operating Temperature range:

-30~+70°C without loss of function

工作温度: -30~+70°C

Store Temperature range:

-40~+85°C without loss of function

储藏温度: -40~+85°C

2.5 According to the No.7 of RoHS Exemptions, lead-based solder alloys containing 85% by weight or more lead (Sn10Pb90)

根据"欧盟RoHS指令豁免条款"第7条规定,使用了铅含量超过85%的锡铅合金焊料 (Sn10Pb90)

3. Electrical and Acoustic Characteristics.

Test condition : 15 ~ 35 °C , 25% ~ 85% RH, 860~1060 mbar

测试条件: 15~35 °C , 25%~85%RH , 860~1060mbar

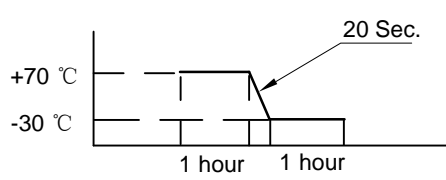
	Items 项目	Specification 规格
1	Rated Voltage 额定电压	3.6V
2	Operating Voltage 工作电压	2~5V
3	Max. Rated Current 额定电流	90mA/3.6V
4	Resonant Frequency 谐振频率	2400Hz
5	Min. Sound Pressure Level 额定声压	85dB/3.6V/2400Hz/10cm
6	Coil Resistance 直流阻抗	16±3Ω
7	Coil Impedance 交流阻抗	40Ω
8	Case Material/Color 壳体材质/颜色	LCP 6130/Black

Specification for Magnetic Transducer		Page	4/10
		Revision No.	1.0
Model No. :	SMT-8540A-K3729	Drawing No.	OEM3729R

4. Reliability Test

After test(1~7item), the transducer S.P.L . difference shall be within $\pm 10\text{dB}$, and the appearance not exist any change to be harmful to normal operation(e.g.cracks,rusts,damages and especially distortion).

在1-7项试验后，声响器的声压变化值在 $\pm 10\text{dB}$ 之内，外观无变化（例如：开裂、生锈、损伤、变形等现象）。

	Item	Specification
1	High Temperature Test 高温试验	<p>After being woked in a chamber with $+70\pm 2\text{ }^\circ\text{C}$ for 2h and then being placed in natural condition for 2h, sounder shall be measured.</p> <p>将产品置于 $+70\pm 2\text{ }^\circ\text{C}$ 试验箱中，先工作 2小时，然后在正常大气压条件下恢复2小时后，进行测量</p>
2	Low Temperature Test 低温试验	<p>First being worked in a chamber with $-30\pm 2\text{ }^\circ\text{C}$ for 2h and then being placed in a chamber with $-30\pm 2\text{ }^\circ\text{C}$ for 16h, finally being placed in natural condtion for 2h, sounder shall be measured.</p> <p>将产品置于 $-30\pm 2\text{ }^\circ\text{C}$ 试验箱中，先工作 2小时，再放置16小时，然后在正常大气压条件下恢复2小时后，进行测量</p>
3	Humidity Test 潮湿试验	<p>After being placed in a chamber with 90 to 95%R.H. at $+40\pm 2\text{ }^\circ\text{C}$ for 2 h and then being placed in natural condition for 2h , sounder shall be measured.</p> <p>将产品置于湿度为 90~95%R.H，温度为$40\pm 2\text{ }^\circ\text{C}$试验箱中 2小时，然后在正常大气压条件下恢复2小时后，进行测量</p>
4	Thermal Shock Test 热冲击试验	<p>After being worked in a chamber at $+70\text{ }^\circ\text{C}$ for 1 hour, then sounder shall be placed in a chamber at $-30\text{ }^\circ\text{C}$ for 1 hour(1 cycle is the below diagram).</p> <p>After 6 above cycles, sounder shall be measured after being placed in natural condition for 1 hour.</p> <p>将产品置于$+70\pm 2\text{ }^\circ\text{C}$试验箱中，先工作1小时，然后将产品置于$-30\pm 2\text{ }^\circ\text{C}$试验箱中，再工作1小时，经过6个循环后，在正常大气压条件下恢复1小时，进行测量</p> 

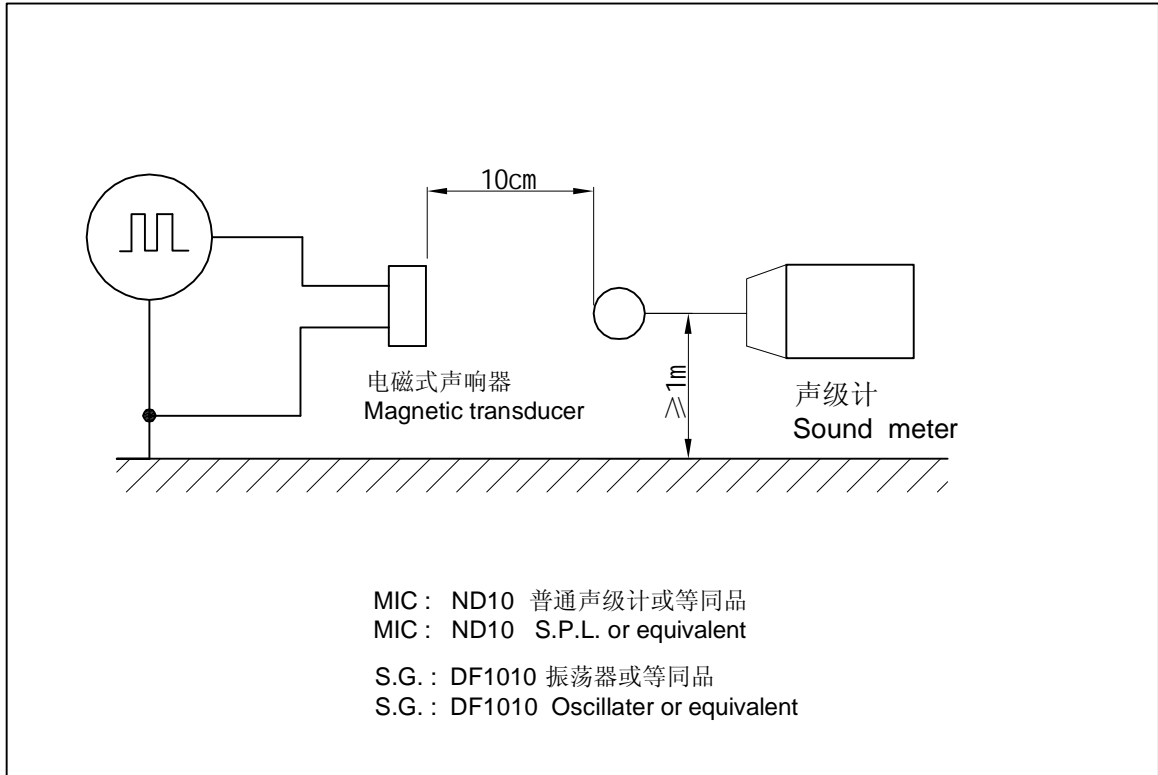
Specification for Magnetic Transducer		Page	5/10
Model No. : SMT-8540A-K3729		Revision No.	1.0
		Drawing No.	OEM3729R

4. Reliability Test

	Item	Specification
5	Vibration Resistance 振动试验	<p>Sounder shall be measured after being applied vibration of amplitude of 1.5mm with 10 to 30Hz band of vibration frequency to each of 3 perpendicular directions for 2 hour.</p> <p>振幅为1.5mm，频率为10~30Hz，三个不同轴方向各振动2小时，试验后进行测量。</p>
6	Drop Test 跌落试验	<p>Sounder packed in the carton are dropped in six direction from the height of 80cm to the concrete floor.</p> <p>跌落高度80cm,6个不同方向整箱跌落到水泥地，试验后进行测量。</p>
7	Solderability 可焊性试验	<p>Lead terminals are immersed in rosin for 5 seconds and then immersed in solder bath of $+230\pm 5^{\circ}$ C for 3 ± 0.5 seconds.</p> <p>插针浸入松香5秒，然后再浸入$+230\pm 5^{\circ}$ C的锡炉中3 ± 0.5秒，插针表面应覆盖一层光滑明亮的焊料。</p>

Specification for Magnetic Transducer	Page	6/10
	Revision No.	1.0
Model No. : SMT-8540A-K3729	Drawing No.	OEM3729R

5. Measurement Block Diagram & Response curve



06/27/2005 13:49

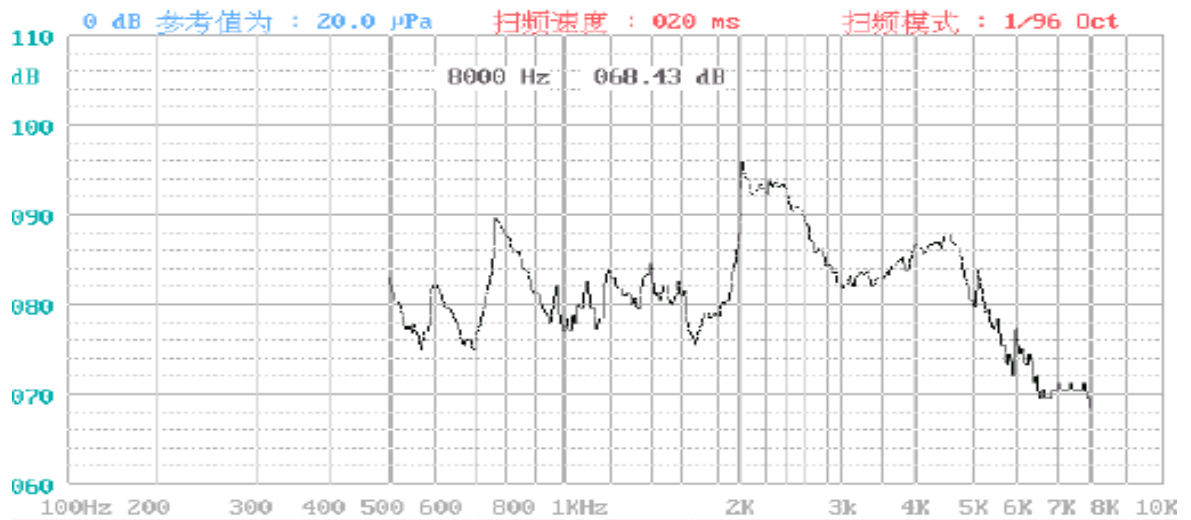
CRY6128AC 蜂鸣器测试仪

Positive Rect.

Type-SMT-8540A
Len.
Sig.


Fc : 2400 Hz 092.24 dB
Fo : 2014 Hz 96.73 dB

Start Fre.: 500 Hz
Stop Fre.: 8000 Hz
Direct



Specification for Magnetic Transducer		Page	7/10
		Revision No.	1.0
Model No. :	SMT-8540A-K3729	Drawing No.	OEM3729R

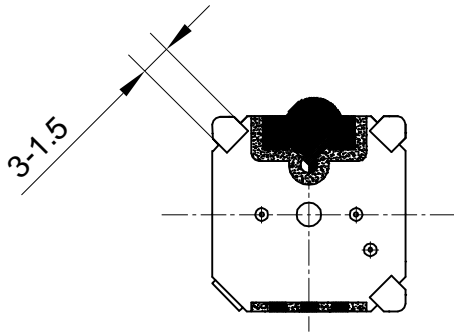
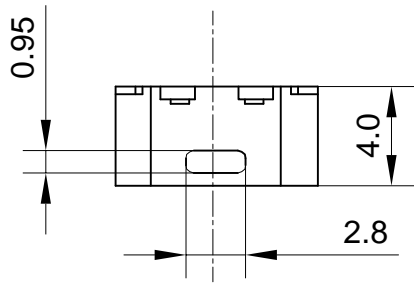
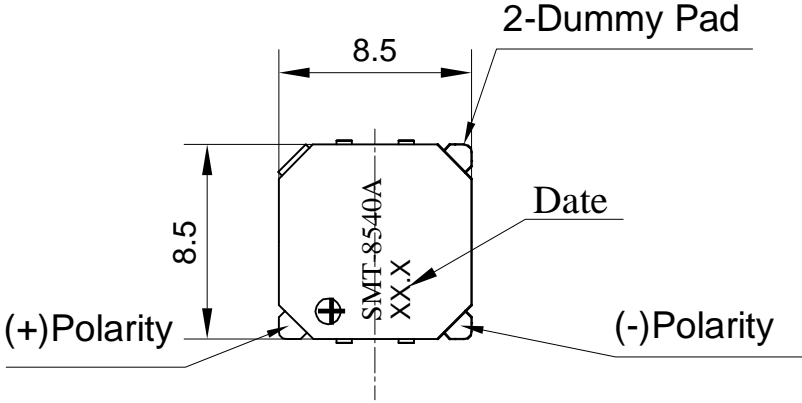
6. Structure



6	Case 壳体	1	LCP 6130	SH6016134/CHEM (A)
5	T Core T铁	1	Fe	SH6016134/CHEM (A)
4	Coil 线圈	1	QANR	SH6035508/CHEM (A)
3	Magnetic ring 磁环	1	/	SH6035506/CHEM (A)
2	PCB with pin 带引脚印制板	1	/	SH6023302/CHEM (A) SH6016135/CHEM (A)
1	Diaphragm 膜片	1	/	SH6009923/CHEM (A) SH6009922/CHEM (A)
No.	Part Name 型号	数量 Q'TY	Material 材质	GSG认证号

Specification for Magnetic Transducer		Page	8/10
		Revision No.	1.0
Model No. :	SMT-8540A-K3729	Drawing No.	OEM3729R

7. Dimensions



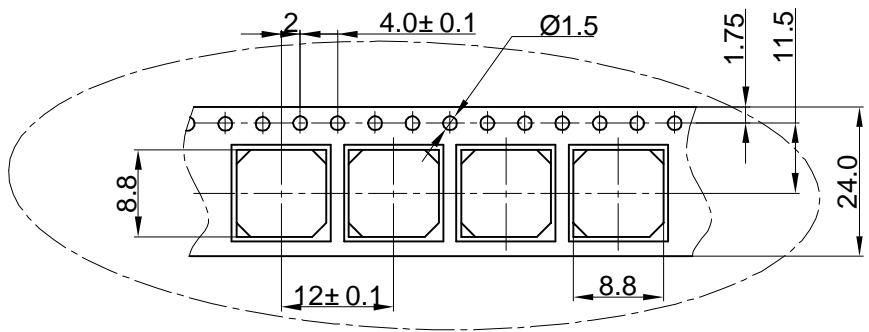
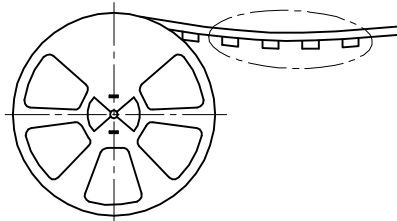
FIRST ANGLE PROJECTION

UNIT : mm
Tolerance : ±0.5

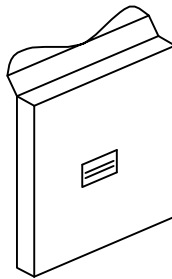
Specification for Magnetic Transducer		Page	9/10
		Revision No.	1.0
Model No. :	SMT-8540A-K3729	Drawing No.	OEM3729R

8. Packing

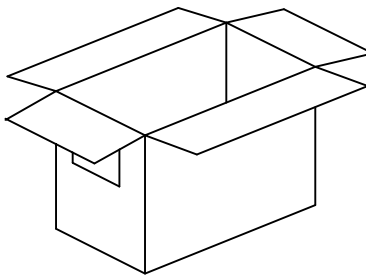
TRAY
:SMT-8540A 1,000PCS



INNER BOX
:TRAY 1PCS
TOTAL 1,000PCS



CARTON BOX
:INNER BOX 5PCS
TOTAL 5,000PCS



CARTON BOX
345X170X345

