

DBE-2 SERIES, 2WATT, 1.5KVDC, UNREGULATED

FEATURES:

- ✓ 1500Vdc isolation voltage
- ✓ Single output models
- ✓ Operating temperature range -40°C to +85°C
- ✓ Short circuit protection
- ✓ 3 year warranty



Model	Input voltage (Vdc)	Output voltage (Vdc)	Output current (mA)		Efficiency Typ.
			Min.	Max.	
DBE2-0310	3.3(3.0~3.6)	3.3	40	400	73%
DBE2-0311		5	40	400	78%
DBE2-0312		9	22.2	222	72%
DBE2-0313		12	16.7	167	72%
DBE2-0314		15	13.3	133	72%
DBE2-0510	5(4.5~5.5)	3.3	40	400	74%
DBE2-0511		5	40	400	80%
DBE2-0512		9	22.2	222	84%
DBE2-0513		12	16.7	167	83%
DBE2-0514		15	13.3	133	84%
DBE2-0515		24	8.3	83	84%
DBE2-1210	12(10.8~13.2)	3.3	40	400	72%
DBE2-1211		5	40	400	81%
DBE2-1212		9	22.2	222	82%
DBE2-1213		12	16.7	167	85%
DBE2-1214		15	13.3	133	82%
DBE2-1510	15(13.5~16.5)	3.3	40	400	72%
DBE2-1511		5	40	400	80%
DBE2-1512		9	22.2	222	72%
DBE2-1513		12	16.7	167	72%
DBE2-1514		15	13.3	133	80%
DBE2-2410	24(21.6~26.4)	3.3	40	400	76%
DBE2-2411		5	40	400	80%
DBE2-2412		9	22.2	222	83%
DBE2-2413		12	16.7	167	84%
DBE2-2414		15	13.3	133	72%
DBE2-2415		24	8.3	83	72%

Notes: 1. other input and output models may available on request;
2. Add suffix "P" for continuous short circuit protection.

DC-DC Converter SIP-Package

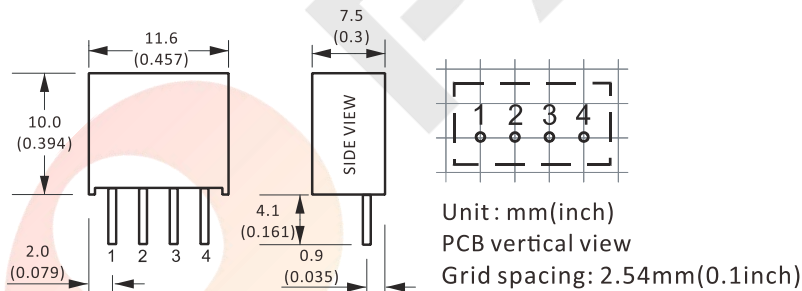
DBE-2 SERIES, 2WATT, 1.5KVDC, UNREGULATED

ELECTRICAL

Line regulation	---	±1.5% max.
Load regulation	10% ~ 100% full load	15% max.
Isolation voltage	Leakage current < 1mA/1min.	1500Vdc min.
Isolation resistance	Test at 500VDC	1000mΩ min.
Switching frequency	---	100KHz typ.
Ripple & noise	Bend width 20MHz	100mVp-p max.
Temperature coefficient	Rated load	±0.03%/°C
Operating temperature range	---	-40°C to +85°C
Storage temperature range	---	-55°C to +125°C
Short circuit protection	---	1S
MTBF	---	3500KHrs
Weight	---	1.8g

Notes: All the parameters are measured at 25°C ambient temperature, humidity < 75%, nominal input voltage, full load and after warm-up, unless otherwise specified.

MECHANICAL



CONNECTION

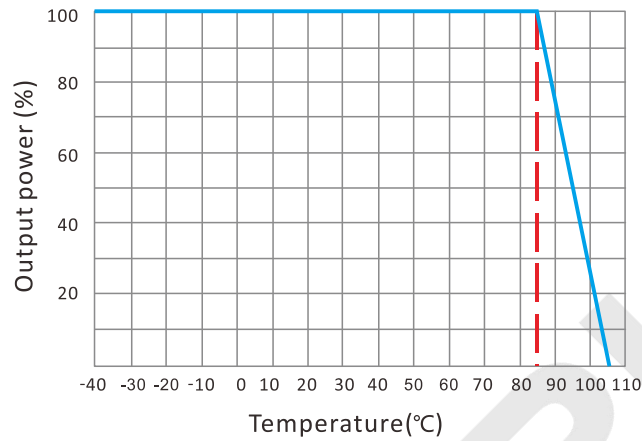
PIN #	SINGLE
1	GND
2	+Vin
3	0V
4	+Vo

Note:

* Unit is mm(inch).

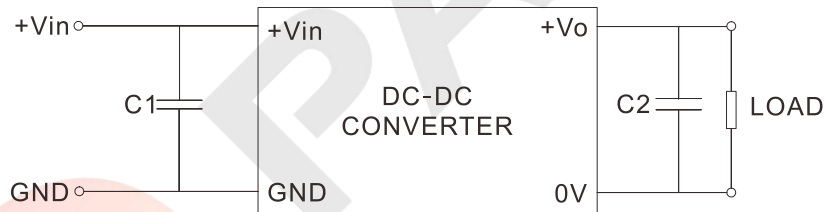
DBE-2 SERIES, 2WATT, 1.5KVDC, UNREGULATED

ELECTRICAL CURVE



NOTES

RECOMMENDED TEST AND APPLICATION CIRCUIT



CAPACITOR SELECTION

INPUT VOLTAGE	C1	OUTPUT VOLTAGE	C2
3.3VDC	4.7 μ F	3.3VDC	4.7 μ F
5VDC	4.7 μ F	5VDC	4.7 μ F
12VDC	2.2 μ F	9VDC	2.2 μ F
15VDC	2.2 μ F	12VDC	1.0 μ F
24VDC	1.0 μ F	15VDC	0.47 μ F