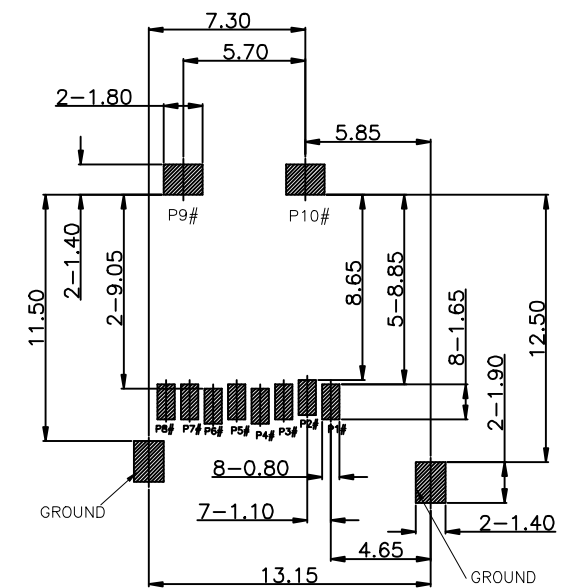
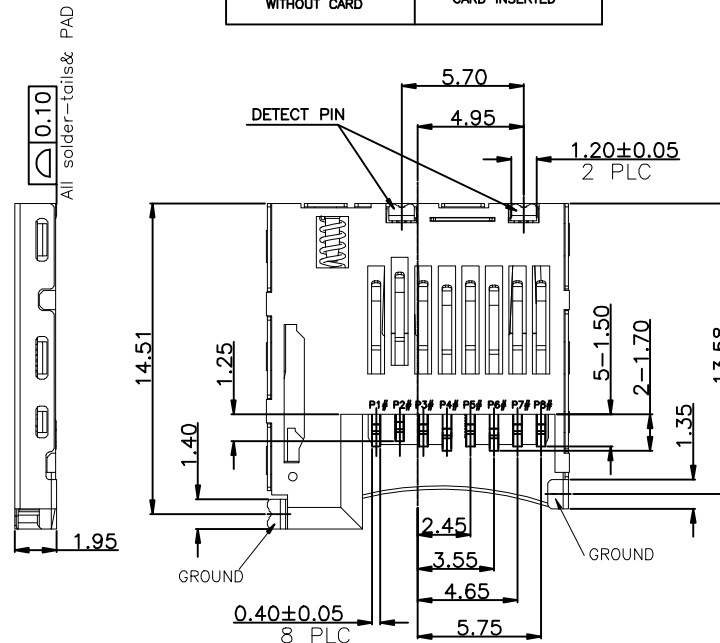
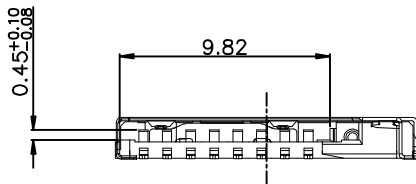
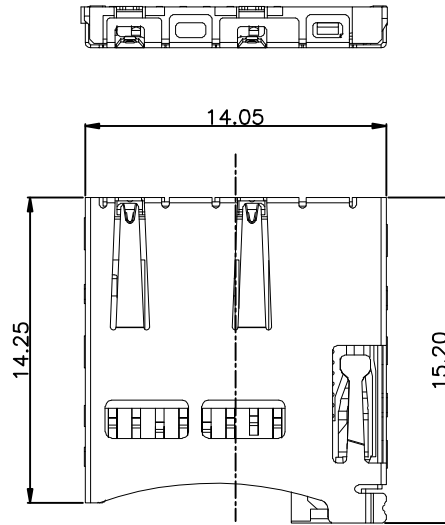
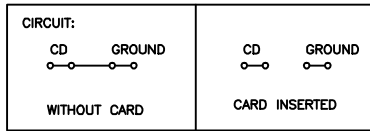


Customer drawings  
Reference only

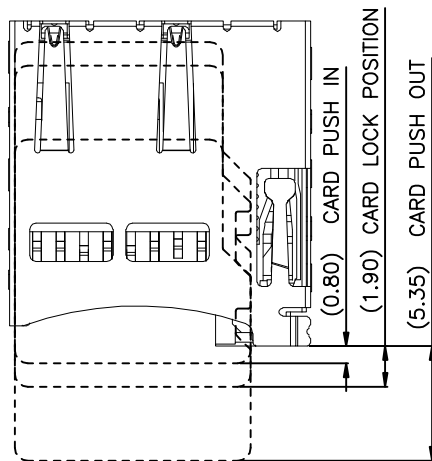
REV.	ECN.NO.	MODIFY.CONTENT	DATE
A		NEW	2011/10/31



RECOMMENDED PCB LAYOUT  
(ALL TOLERANCE ARE ±0.05)

- NOTES:
- MATERIAL:  
HOUSING : HI-TEMP. PLASIC UL 94V-0  
CONTACT : COPPER ALLOY,T=0.15mm  
SHELL : STANLESS STEEL,T=0.15mm
  - FINISH :  
CONTACT:GOLD FLASH PLATED ON CONTACT AREA;  
GOLD FLASH PLATED ON SOLDER TAILS,  
SHELL: GOLD FLASH PLATED ON SOLDER TAILS
  - PART NO.:
- ATFF S 190 A XX B R 007
- SMT TYPE APPEARANCE
- SHELL PLATED  
N:NONE PLATED
- CONTACT PLATED  
01:1u"  
03:3u"  
05:5u"  
10:10u"
- PACK: T/R  
B:BLACK

Pin No.	MICRO SD	
PIN1	DAT2	1P
PIN2	CD/DAT3	2P
PIN3	CMD	3P
PIN4	VDD	4P
PIN5	CLK	5P
PIN6	VSS	6P
PIN7	DAT0	7P
PIN8	DAT1	8P
PIN9	CARD DETECT	
PIN10		



GENERAL TOLERANCE	DWG NO.	LZA0525-012	APPD:	RALINY	Scale	1:1
X.±0.45	x.'±5'	Title	MICRO SD PUSH CONN	CHKD:	UNIT	mm
.X±0.35	.x'±2'		内焊 常闭型	DR:		
.XX±0.25	.xx'±1'	Part NO.	AFFS190A01BR007	Date	2012/02/29	
.XXX±0.15	.xxx'±0.5'					
SHEET	1/1		<b>东莞市捷圣泰电子科技有限公司</b> <b>Dongguan JASSTA Electronics Co.,LTD</b>			