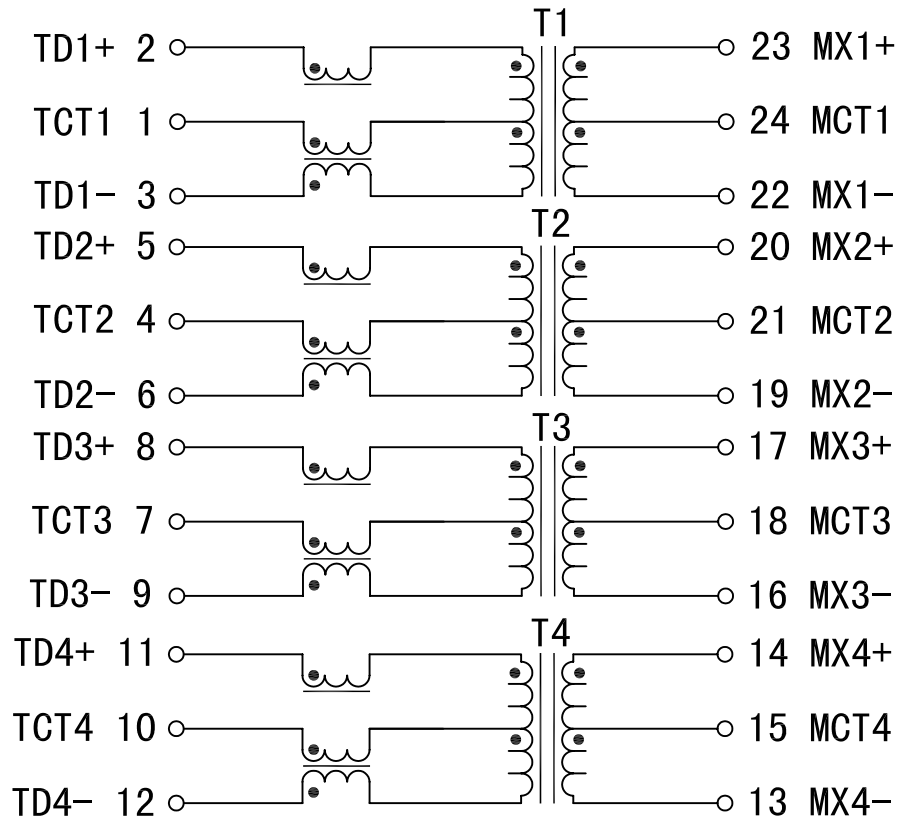


Schematic:

REV.	ECN NO.	DESCRIPTION	DATE	APPD
A	REL		15/05/2009	



Electrical Specification @25°C

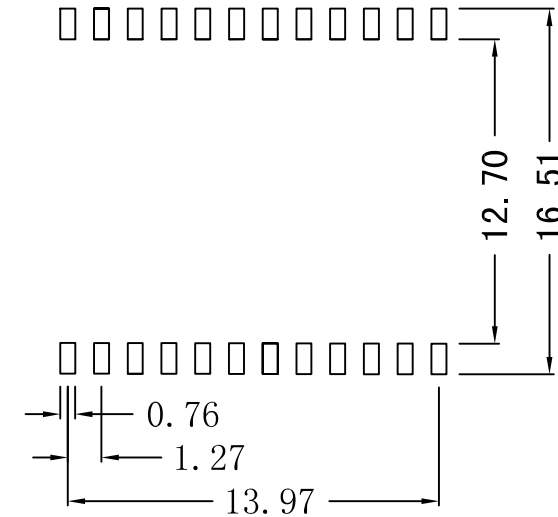
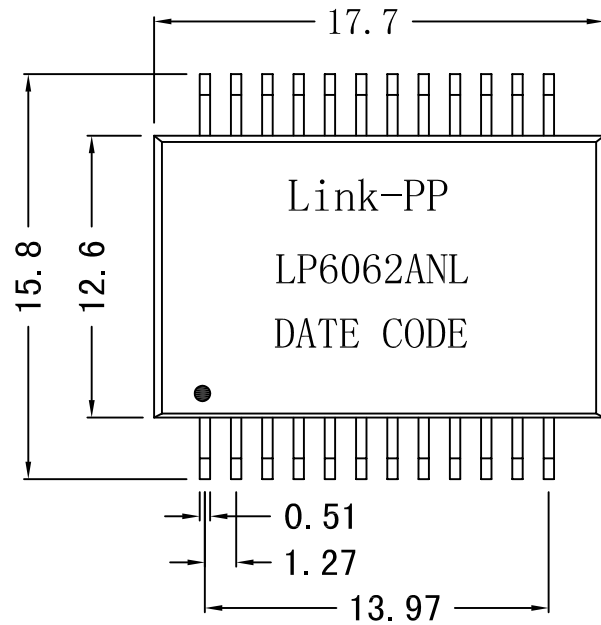
- Insertion Loss (dB Max):
 - 0.3-1MHz: -1.1 1-65MHz: -0.8
 - 65-100MHz: -1.0 100-125MHz: -1.2
- Return Loss (dB Min @100 OHM):
 - 0.5-40MHz: -18
 - 40-100MHz: $-[12-20\text{LOG}(f/80\text{MHz})]$
- Crosstalk (dB Min):
 - 0.3-100MHz: $-[33-20\text{LOG}(f/100\text{MHz})]$
- CM TO CM REJ:
 - 0.3-100MHz: -30dB Min
- CM TO DM REJ:
 - 0.3-100MHz: -35dB Min
- Turns Ratio:
 - PRI:SEC= 1CT:1CT $\pm 2\%$
- Inductance (100KHz/0.1V@11mA): 350uH Min
- Balanced DC Line Current:
 - 720mA Max @ 57VDC Continuous
 - 1.2A Max @ 57VDC For 200mS
- Hipot: 1500Vrms/0.5mA
- Operating Temperature: $-40^{\circ}\text{C} \sim +85^{\circ}\text{C}$.



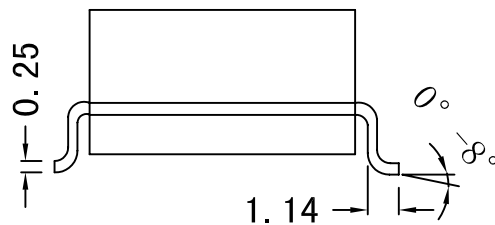
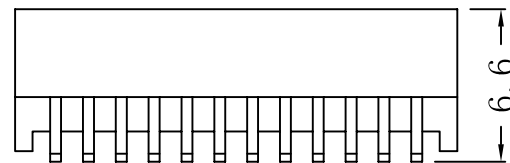
X:X	± 0.20	APPD:	LINK-PP INT'L TECHNOLOGY CO., LIMITED	
X:XX	± 0.10	CHKD:	Title: 1000Base-T Magnetic Modules & PoE	
X:XXX	± 0.05	DR: TOM		
ANGLES	$\pm 1^{\circ}$	UNIT: mm	PART NO.: LP6062ANL	
	SCALE: 2/1	SHEET: 1/2	REV: A	DWG NO.: LP09051502

Mechanical:

REV.	ECN NO.	DESCRIPTION	DATE	APPD
A	REL		15/05/2009	



SUGGESTED PAD LAYOUT



NOTES:

1. Gigabit Transformer Modules With Power Over Ethernet Option
2. Meets IEEE 802.3 specification
3. For RoHS part add suffix NL
4. RoHS "NL" peak solder rating 245°C (+0/-5°C).

X:X	±0.20	APPD:	LINK-PP INT'L TECHNOLOGY CO., LIMITED
X:XX	±0.10	CHKD:	
X:XXX	±0.05	DR: TOM	<i>Title:</i> 1000Base-T Magnetic Modules & PoE
ANGLES	±1°	UNIT: mm	PART NO.: LP6062ANL
	SCALE: 2/1	SHEET: 2/2	REV: A DWG NO.: LP09051502