

# S11 RELAY

## SHORI

### ◆ Features

- Contact rated up to 30A/12VDC.
- Multiple choices for cover type.
- Fit to standard wiring harnesses socket.
- Coil enable parallel resistance reduce the operating power.
- Application for air condition control, halogen head lamp control, horn control ,fog lamp control, etc.



### ◆ Coil Data [at 20°C]

Rated voltage ( V )	Coil Resistance ±10% (Ω)	Rated Current ±10% (mA)	Pick up Voltage (Max)	Drop out Voltage (Min)	Max continuous Voltage	Power consumption At rated Voltage
12	100	120	65% of rated voltage	10% of rated voltage	120% Max of Rated voltage	Approx.1.4W
24	400	60				

### ◆ Contact Rating

Resistive load	30A 12VDC, 15A 24VDC
----------------	----------------------

### ◆ Type List

Terminal style	Contact form	Designation (provided with)
PCB terminal	1A (SPNO)	S11-1A-C-12V
	1A (SPNO)	S11-1A-C1-R1-12V

### ◆ Ordering information

S11 - 1A - C - R1 - 12VDC  
 1 2 3 4 5

1.S11 -- Basic series designation

2.1 A -- Single pole normally open

5.12VDC -- Coil Voltage (12V~24V)

3. C -- Plastic dust cover

C1 --Mounting ear on cover (plastic)

4. Blank--Standard type

R1 --Coil parallel with 0.5W resistor 12VDC-680Ω 24VDC-2700Ω

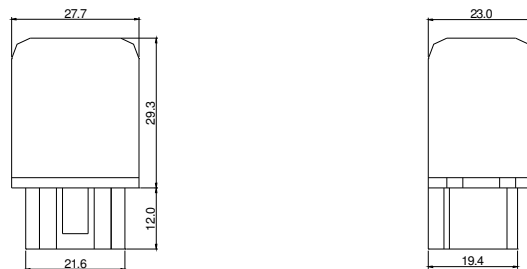
R2 -- Coil parallel with 0.5W resistor 12VDC-680Ω 24VDC-3200Ω

### ◆ Specification

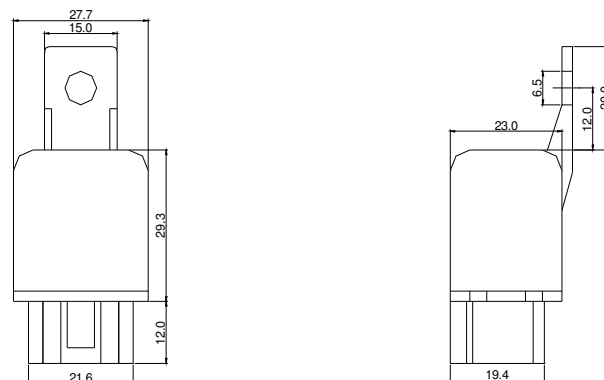
Contact material	Ag Alloy	
Contact resistance	100 mΩ Max	
Operate time	10 ms Max	
Release time	10 ms Max	
Insulation resistance	50 MΩ Min. (DC 500V)	
Dielectric strength	Between open contact : AC 500V ,50/60Hz 1 min.	
	Between contact and coil : AC 500V, 50/60Hz 1 min.	
Vibration resistance	Operating extremes	10~50Hz, amplitude 2 mm
	Damage limits	10~50Hz, amplitude 2 mm
Shock resistance	Operating extremes	10G
	Damage limits	100G
Life expectancy	Mechanical	5,000,000 operations (frequency 18,000 operations/hr)
	Electrical	100,000 operations (frequency 1,200 operations/hr)
Operating ambient temperature	-30~+85°C (no freezing)	
Weight	Approx.35g	

### ◆ Outline dimensions

#### ➤ C Type



#### ➤ C1 Type



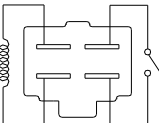
# S11 RELAY

## SHORI

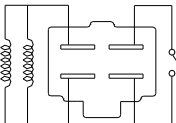
### ◆ Wiring Diagram

BOTTOM VIEW

S11-1A-C, S11-1A-1C



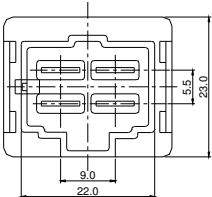
S11-1A-C-R1, S11-1A-C1-R2



### ◆ PC BOARD LAYOUT

BOTTOM VIEW

C Type



C1 Type

