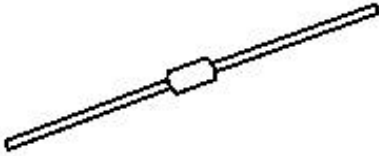


**SILICON DIAC
 BIDIRECTIONAL TRIGGER DIODE GLASS
 PASSIVATED PNPN DEVICE**

**DIAC
 DB3-22**

**DO-35
 Glass Axial Package**

**Marking
 C
 DB3
 -22**



APPLICATIONS

For Triggering TRIACs, SCRs, Industrial and Commercial Equipments, Lamp Dimmer Circuits, Universal Motor Speed Controls, Heat Controls.

ABSOLUTE MAXIMUM RATINGS (T_a=25°C unless specified otherwise)

DESCRIPTION	SYMBOL	TEST CONDITIONS	MIN	TYP	MAX	UNIT
Power Dissipation on Printed Circuit	P _{tot}	L= 10mm, T _a =50°C			150	mW
Repetitive Peak On- State Current	I _{TRM}	t _p = 20μs, f=120Hz repetition			2	A
Operating and Storage Temperature	T _j , T _{stg}		-40		125	°C
Soldering Temperature	T _{slid}	1.6mm from case, 10s max			250	°C

ELECTRICAL CHARACTERISTICS (T_a=25°C unless specified otherwise)

DESCRIPTION	SYMBOL	TEST CONDITION	MIN	TYP	MAX	UNIT
Break Over Voltage	V _{BO}	T _C = -40 to 125°C	28	32	36	V
* Break Over Voltage Symmetry	V _{BO1} -V _{BO2}	T _j =125°C			±3.0	V
* Break Over Current	I _{BO}	T _j =125°C			100	μA
* Peak Output Voltage	V _P		5.0			V
* Rise Time	t _r			1.5		μs
* Leakage Current	I _B	V _B = 0.5 V _{BOmax}			10	μA
* Peak Current	I _P		0.3			A

* Electrical characteristics applicable in both forward and reverse directions

DB3-22

DIAGRAM 1 :Current-voltage characteristics

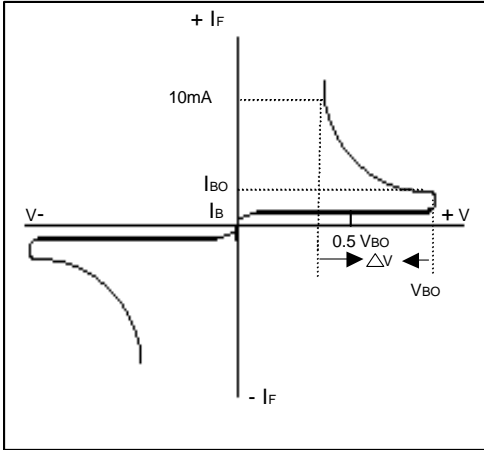


DIAGRAM 2 :Test circuit for output voltage

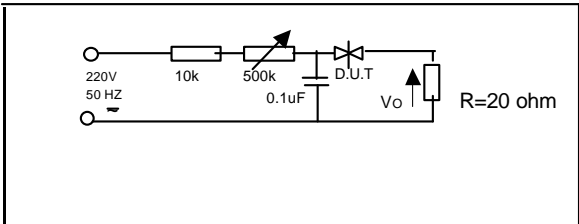
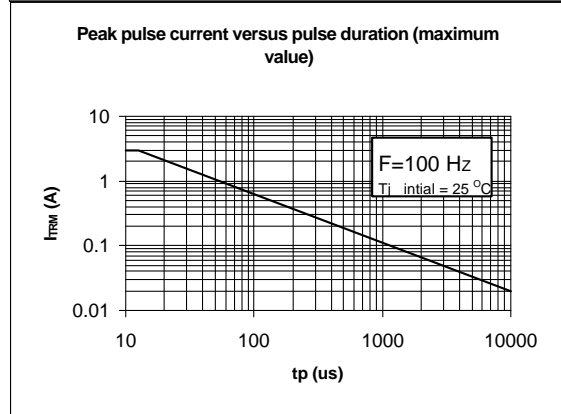
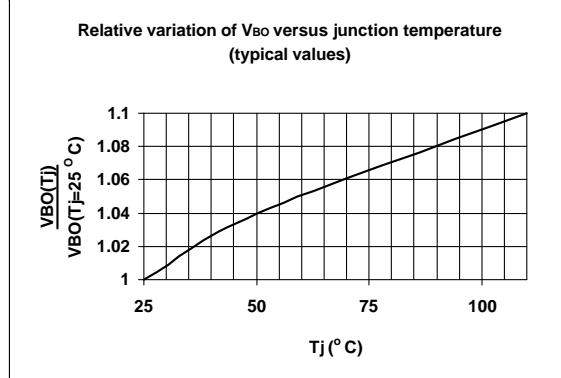
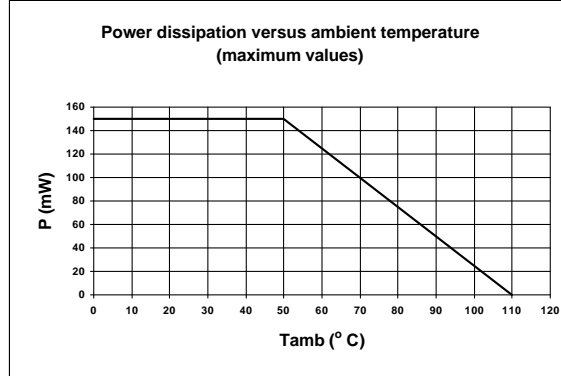
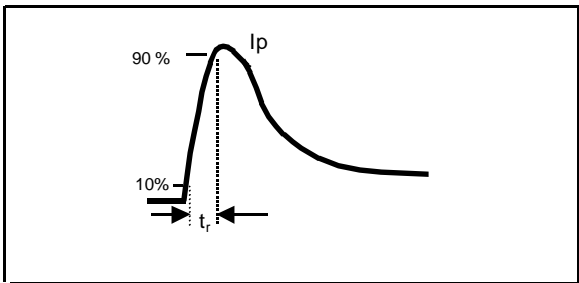
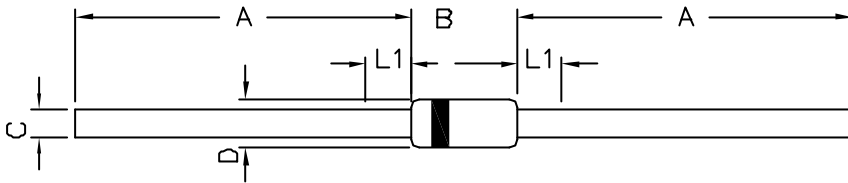


DIAGRAM 3 : Test circuit see diagram 2.
Adjust R for $I_p=0.5A$



DO-35 Glass Axial Package

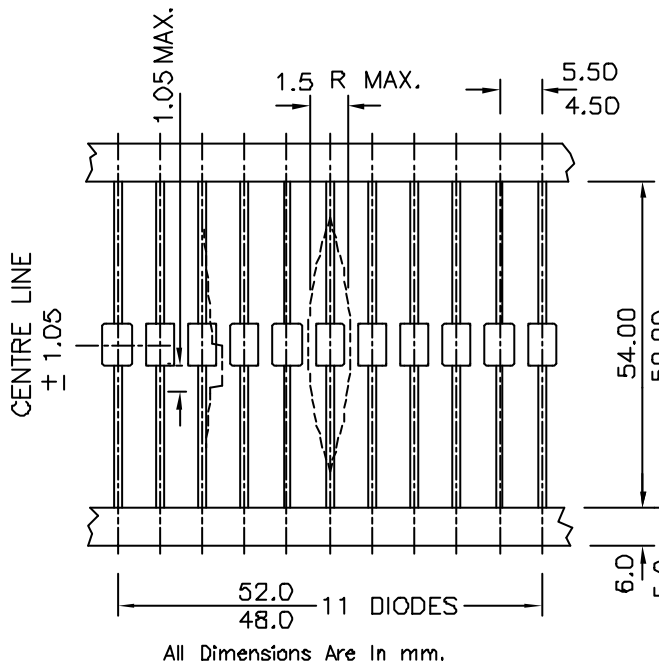


DIM	MIN	MAX
A	25.40	38.10
B	3.05	5.08
C	0.46	0.55
D	1.53	2.28
L1	-	1.27

NOTES:-

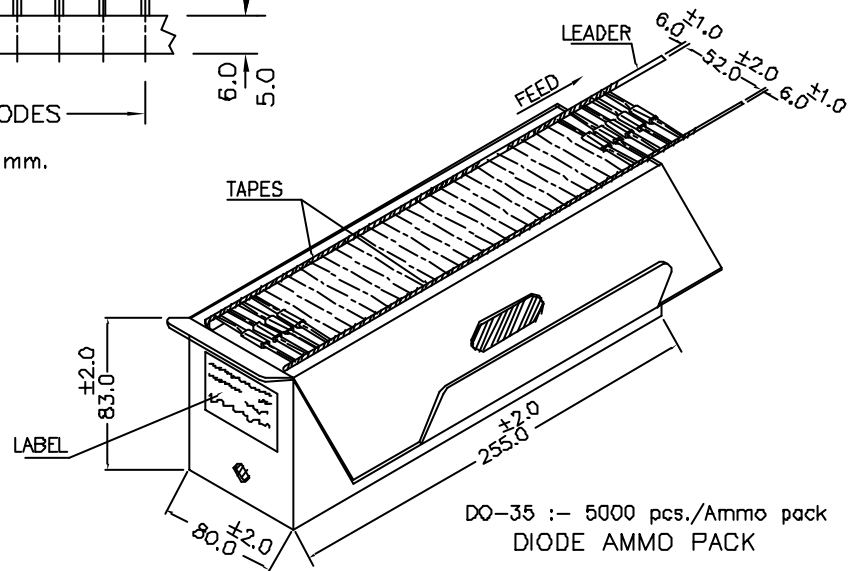
Cathode is marked by Band.
All Dimensions Are In mm.

DO-35, 52mm Taping Specification



52mm Taping Specification

1. T & A Indicates Axial Tape & Ammo packing (52 mm Tape Specing)
2. 300 mm (min) leader tape on every spool.
3. No. of empty places allowed 0.25% without consecutive empty places.
4. Ends of leads shall preferably not protrude beyond the tapes.
5. Components shall be held sufficiently in the tape or tapes so that they can not come free in normal handling.



on request also available in 26 mm Tape and Ammo Pack

Packing Detail

PACKAGE	STANDARD PACK		INNER CARTON BOX		OUTER CARTON BOX		
	Details	Net Weight/Qty	Size	Qty	Size	Qty	Qty
DO-35 T&A	5K/ammo box	0.88kg/5K pcs	10"X3.5"X3.5"	5.0K	12.7"X12.7"X20"	125.0K	25Kgs