

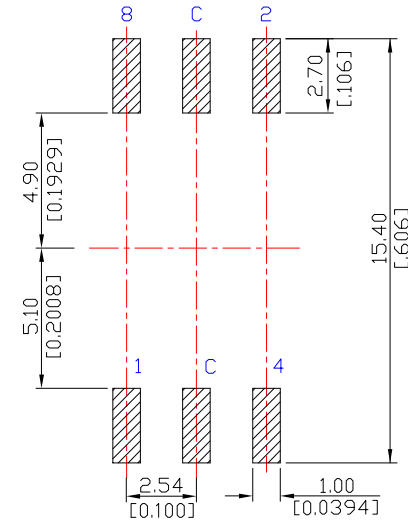
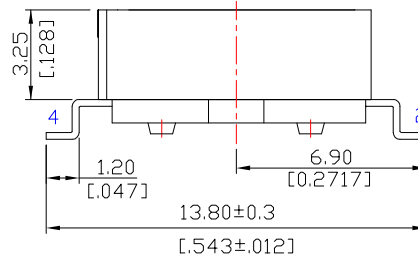
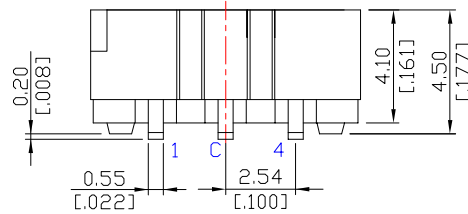
		CODE				
TYPE	POSITION	1	2	4	8	
		10R	●	●	●	●
10 STEP	0	○	●	●	●	
	1	○	○	●	●	
	2	●	○	○	●	
	3	○	○	○	●	
	4	●	●	○	●	
	5	○	●	○	●	
	6	●	○	○	●	
	7	○	○	○	●	
	8	●	●	●	○	
	9	○	●	●	○	

CIRCUIT CHART

SPECIFICATIONS:

- 1.RATING: NON-SWITCHING : 100mA, 50V DC  
SWITCHING : 25mA , 24V DC
- 2.CONTACT RESISTANCE: 100mΩ.(Max)
- 3.INSULATION RESISTANCE: 250VDC-100MΩ.(Min)
- 4.DIELECTRIC STRENGTH: 250VAC-1MINUTE.
- 5.OPERATION FORCE: 400gf·cm Max(3.92N·cm Max)
- 6.TOTAL ROTARY ANGLE: 360°. (10 STEPS)
- 7.LIFE CYCLE: 20,000 STEPS.

HATCHED AREA SHOW SOLDERING LAND



P.C.B. LAYOUT

NO.	PART	MATERIAL	Q'TY	FINISHING
1	COVER	NYLON	1	BLACK UL94V-0
2	SPRING PLATE	SPCC	2	
3	ACTUATOR	LCP	1	WHITE UL94V-0
4	CONTACT	ALLOY COPPER	1	COLD PLATED AT CONCTAREA
5	BASE	NYLON	1	BLACK UL94V-0
6	TERMINAL	BRASS	6	MGOLD PLATED AT CONTACT AREA, TIN/LEAD AT TERMINATION AREA



SCALE: 1:1 UNIT: mm  
SIZE: A4

Unless otherwise tolerance:  
X.x ±0.40  
X.xx ±0.25  
Angles ±5°

Title: Vertical Rotary Coded Switch  
SMT 9.8×9.6×4.1mm 10 STEPS

Molde Code: GT-RM3AF-10R-V-T/R

DRAWN	CHECKED	APPROVED	DATE
Jiang	Xia	Chen	2025.4.24



REV: A0 SHEET: 1/1