


CRYSTAL UNIT

32.768KHZ

X803832768KID4GI

YSX306GA *Glass Sealed*



Applications

- RTC.

Features

- Dimensions: 8.00 x 3.80 x 2.54 mm.
- Standard Frequency: 32.768KHz
- Reflow is possible.
- Contains Pb in sealing glass exempted by RoHS directive.

Specifications

Standard Frequency	32.768 KHz
Load Capacitance	6pF
Frequency Tolerance (at 25 °C)	±20ppm
Parabolic Coefficient	(- 0.036 ± 0.006) * 10 ⁻⁶ / °C ²
Operating Temperature	-40~+85°C
Storage Temperature	-55~+125°C
Shunt Capacitance	2.0pF Max.
Motional Capacitance	3.0fF
Level of Drive	1.0μWMax
Aging (at 25 °C)	±5ppm/year Max.

Equivalent Series Resistance(ESR)

YSX306GA
50K Ω Max.

Dimensions and Patterns [unit:mm]

Package Size – Dimensions (Unit: mm)	

CRYSTAL UNIT

32.768KHZ

X803832768KID4GI

YSX306GA

Glass Sealed

Reflow Soldering Profile



Pre Heating Temperature

Tp1 ~ Tp2 = + 170 °C

Heating Temperature

TMit = + 220 °C

Peak Temperature

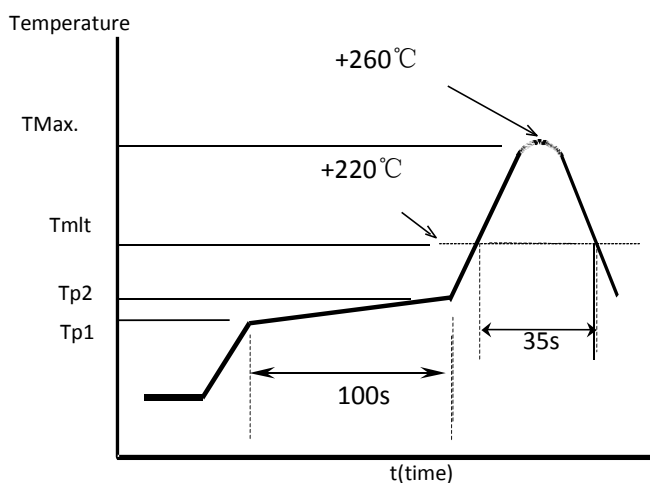
TMax. = + 260 °C

Point of measuring

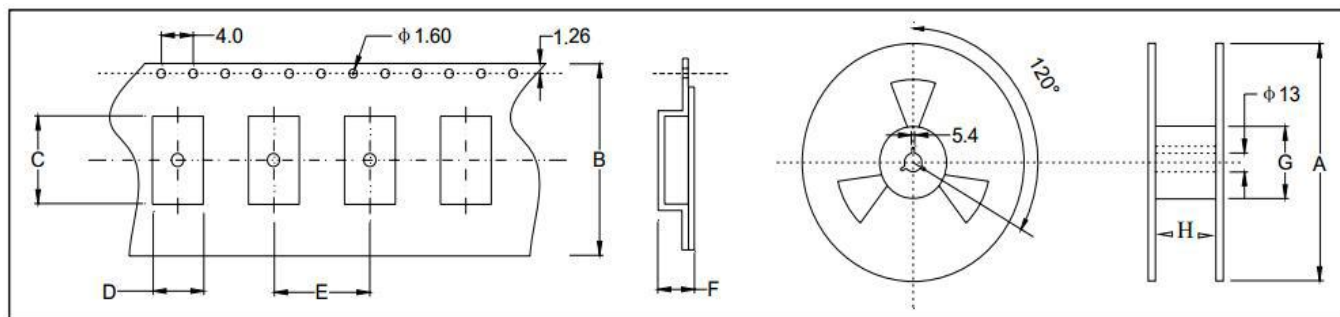
In case of Solder ability

Terminal.

In case of Resistance to soldering heat
Surface.



Taping Specification(Unit: mm)



Size	A	B	C	D	E	F	G	H
SMD-8038	330±2.0	16.0±0.3	8.20±0.1	4.00±0.1	4.0±0.1	2.65±0.1	61.0±1.0	16.0±1.0

3000 pcs per reel

CRYSTAL UNIT

32.768KHZ

YSX306GA *Glass Sealed*



Handling Notice for Standard Tuning Fork Crystal (Cylindrical Type)

1. Shock resistance

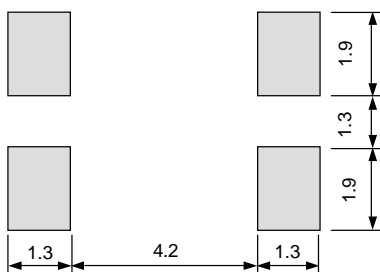
It may deteriorate the characteristics or cause of no oscillation if excess physical shock given. Please be careful not to drop. Please use under condition to minimize the shocks as much as possible. Please review the conditions if it is used by auto mounting or after the conditions are changed.

2. Heat and humidity resistance in storage

Storing the crystal products under higher or lower temperature or high humidity for a long period may deteriorate the characteristics of crystal units. Please store and use the crystal products at the normal temperature and humidity.

3. Mounting method to PCB

When the crystal products need to be lay down please fix to PCB securely. If the crystal is used with mechanical vibration location, please put cushion in between PCB or fix with elasticity glue (Silicon etc) as shown in below figure. Please don't gluing hermetic seal grass.



4. Ultrasonic cleaning and ultrasonic soldering

Soldered by ultrasonic cannot be guaranteed, because crystal maybe sympathetic vibrated and may damage. Please study at your side about ultrasonic cleaning.

5. Drive level

Applying excessive drive level to the crystal units may cause deterioration of characteristics or damage. Less then 1.0μW is recommended to this products. More than 2.0μW cannot be guaranteed.

REVIEW OF SPECIFICATION

When something get doubtful with this specifications , we shall jointly work to get an agreement.