

## ● SPECIFICATIONS

PARAMETER	VALUE
FREQUENCY RANGE	16.000 MHz
MODE OF OSCILLATION	FUNDAMENTAL
FREQUENCY TOLERANCE AT 25°C	±30 PPM MAXIMUM
FREQUENCY STABILITY OVER TEMPERATURE	±30 PPM MAXIMUM
OPERATING TEMPERATURE RANGE	-40°C TO +85°C STANDARD
STORAGE TEMPERATURE RANGE	-55°C TO +125°C
AGING	±5 PPM PER YEAR MAXIMUM
LOAD CAPACITANCE	20 pF
EQUIVALENT SERIES RESISTANCE	40 Ω
SHUNT CAPACITANCE	5 pF MAXIMUM
DRIVE LEVEL	100 μW TYPICAL, 500 μW MAXIMUM
REFLOW CONDITIONS	260°C ±5°C FOR 10s MAXIMUM


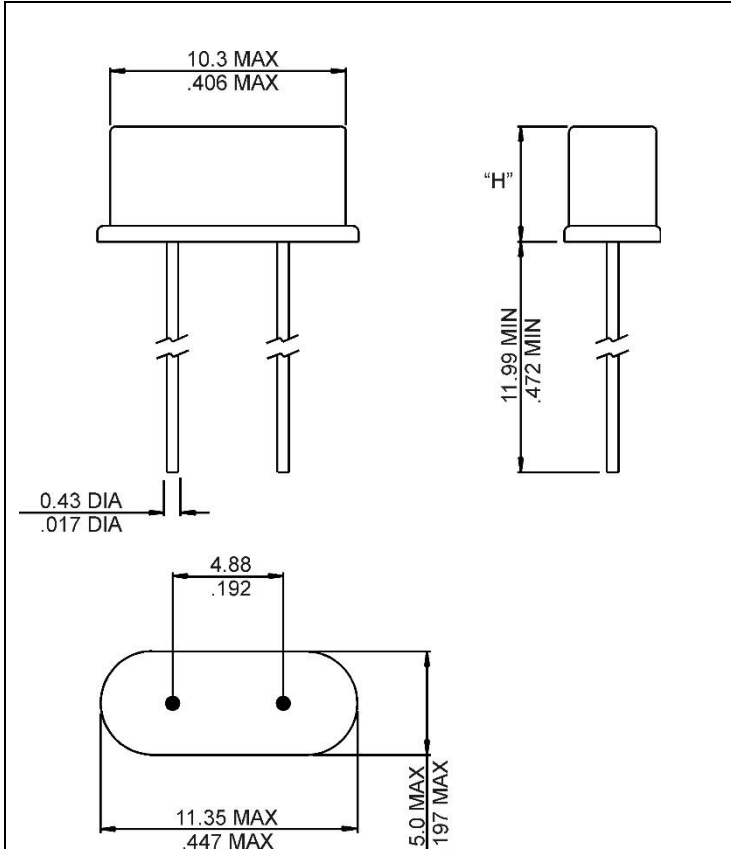


Photo is not actual part

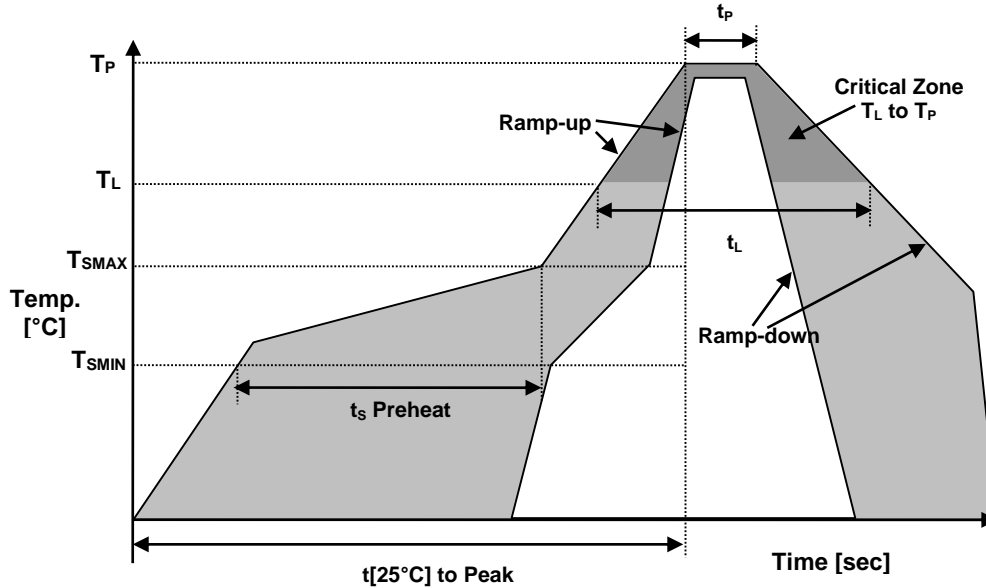
## ● MECHANICAL SPECIFICATION



HEIGHT "H" = 3.5 mm



● REFLOW PROFILE



Reflow profile		
Temperature Min Preheat	$T_{SMIN}$	150°C
Temperature Max Preheat	$T_{SMAX}$	200°C
Time ( $T_{SMIN}$ to $T_{SMAX}$ )	$t_s$	60-180 sec.
Temperature	$T_L$	217°C
Peak Temperature	$T_P$	260°C
Ramp-up rate	$R_{UP}$	3°C/sec max.
Ramp-down rate	$R_{DOWN}$	6°C/sec max.
Time within 5°C of Peak Temperature	$t_p$	10 sec.
Time $t[25°C]$ to Peak Temperature	$t[25°C]$ to Peak	480 sec.
Time	$t_L$	60-150 sec.

● ENVIRONMENTAL

PARAMETER	VALUE
MOISTURE SENSITIVITY LEVEL	1
RoHS-2	6/6 COMPLIANT & LEAD FREE
REACH SVHC	COMPLIANT
HALOGEN-FREE	COMPLIANT
ESD CLASSIFICATION LEVEL	N/A
TERMINATION FINISH	Sn



## MARKING

R160xxAyw

x – Internal Production ID code  
y – Year code  
w – Week code

YEAR CODE	
Year	Code
2011	1
2012	2
2013	3
2014	4
2015	5
2016	6
2017	7
2018	8
2019	9

ALPHA WEEK CODE TABLE					
Week	Code	Week	Code	Week	Code
1	a	19	s	37	K
2	b	20	t	38	L
3	c	21	u	39	M
4	d	22	v	40	N
5	e	23	w	41	O
6	f	24	x	42	P
7	g	25	y	43	Q
8	h	26	z	44	R
9	i	27	A	45	S
10	j	28	B	46	T
11	k	29	C	47	U
12	l	30	D	48	V
13	m	31	E	49	W
14	n	32	F	50	X
15	o	33	G	51	Y
16	p	34	H	52	Z
17	q	35	I		
18	r	36	J		

## APPROVAL

DRAWN BY:	KJackson, Sept. 21, 2015
APPROVED BY:	KJackson, Sept. 21, 2015
REVISION:	A, Initial Release