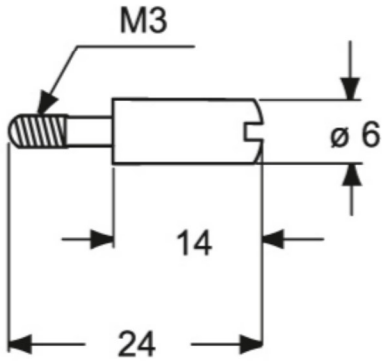


Part number
CR 20 D

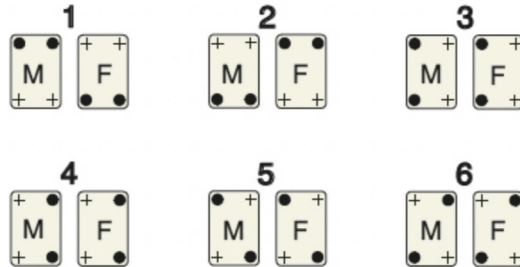


Catalogue drawings

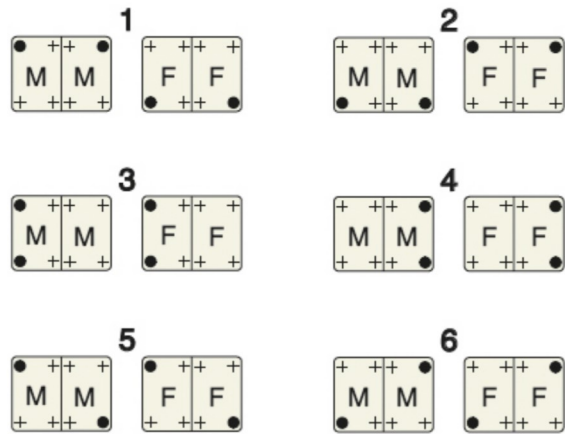


Catalogue drawings

Application with single insert



Application with double inserts



- coding pin
 (CR 20/CR 20 D and CR 20 CX/CR 20 CX D)
- + normal fixing screw
- M = male insert
- F = female insert