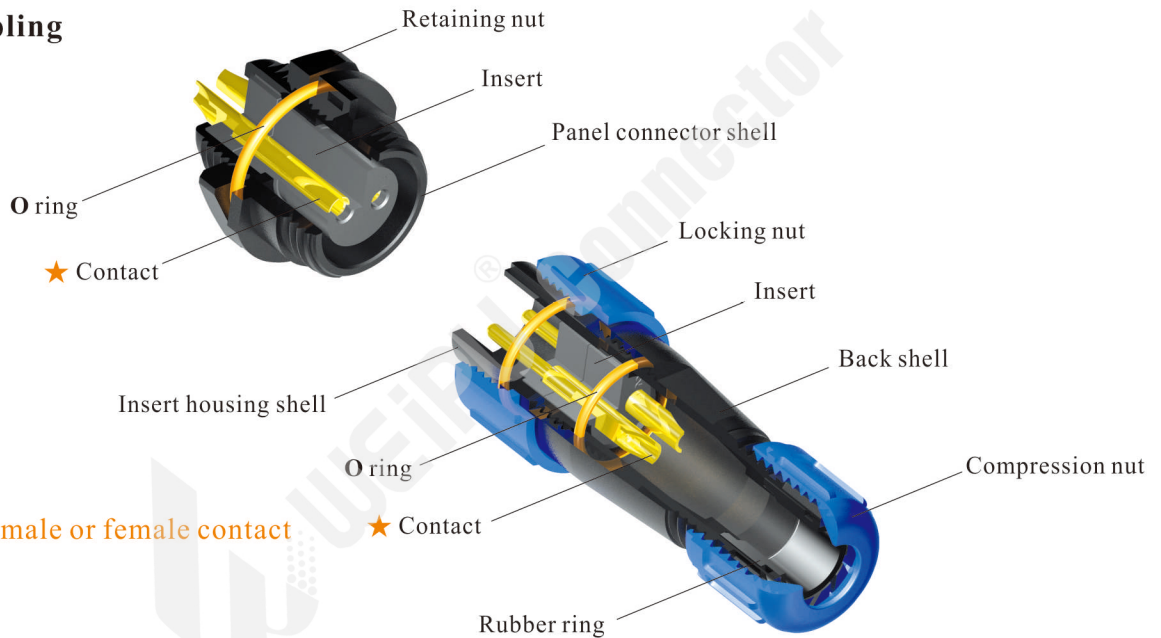




- SP Series IP68
- Threaded coupling



### Material and spec

Coupling	Threaded
Shell material	PC: Panel connector shell, Insert housing shell Nylon66: Locking nut, Back shell, Compressing nut, Retaining nut Fire resistance: V-0
Insert material	PPS, max temperature 260 °C
Contact material	Brass with gold plating
Termination	Solder: SP11, SP13, SP17, SP21, SP29 Crimp: SP17, SP21, SP29 Screw: SP21, SP29 (Ø2.5, Ø3, Ø3.5mm contact)
IP rating	IP68
Mating cycle	500
Temperature range	-40°C~+85°C
Insulation resistance (MΩ)	2000

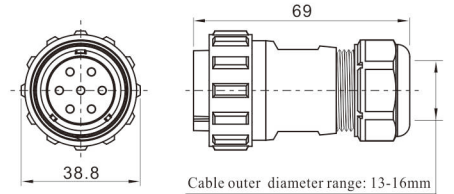
**SP29 Series IP68**



**Cable connector**  
Mate with SP2911,SP2912,SP2913

SP2910 / P \_ \_ \_ N SP2910 / S \_ \_ \_ N

1: solder, 2: screw, 3: crimp  
Number of contact

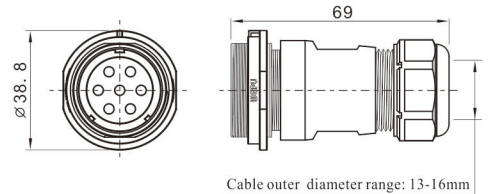


**In-line cable connector**  
Mate with SP2910

SP2911 / P \_ \_ \_ SP2911 / S \_ \_ \_

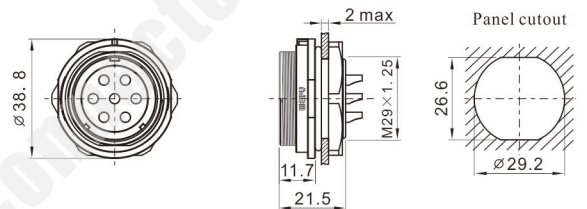
Number of contact

C: with cap  
N: without cap  
1: solder, 2: screw, 3: crimp



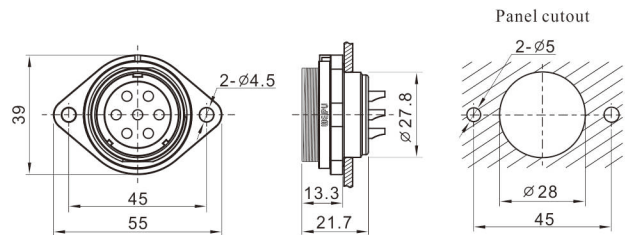
**Rear-nut mount**  
Mate with SP2910

SP2912 / P \_ \_ \_ SP2912 / S \_ \_ \_



**2-hole flange**  
Mate with SP2910

SP2913 / P \_ \_ \_ SP2913 / S \_ \_ \_



**Solder contact spec**

★ Crimp contact spec see page 89-92

Number of contact	2	3	4	7	8	9	10	10B	12	16	17	20	24	26
Male contact face view														
Rated current (A)	50	50	25	25	25	25 5	25	10	10	10	10	5	5	5
Contact diameter(mm)	3.5	3.5	2.5	2.5	2.5	∅2.5X4 ∅1X5	2.5	1.5	1.5	1.5	1.5	1	1	1
Rated voltage (AC.V)	500	500	500	500	500	500	500	500	500	500	500	400	400	400
Test voltage(AC.V) 1 min	1500	1500	1500	1500	1500	1500	1500	1500	1500	1500	1500	1200	1200	1200
Contact resistance (mΩ)	0.5	0.5	1	1	1	1 5	1	2.5	2.5	2.5	2.5	5	5	5
Termination	Solder Screw	Solder Screw	Solder Screw	Solder Screw	Solder Screw	Solder	Solder Screw	Solder	Solder	Solder	Solder	Solder	Solder	Solder
Wire size for solder (mm <sup>2</sup> / AWG)	≤10/7	≤10/7	≤4/11	≤4/11	≤4/11	≤4/11 ≤0.75/18	≤4/11	≤2/14	≤2/14	≤2/14	≤2/14	≤0.75/18	≤0.75/18	≤0.75/18
Wire size for screw termination (mm <sup>2</sup> / AWG)	≤6/10	≤6/10	≤1.5/15	≤1.5/15	≤1.5/15	/	≤1.5/15	/	/	/	/	/	/	/

**In-line cable connector**  
Mate with SP2910  
SP2911 / S \_ \_ \_



**Rear-nut mount**  
Mate with SP2910  
SP2912 / S \_ \_



1: solder, 2: screw, 3: crimp  
Number of contact

**2-hole flange**  
Mate with SP2910  
SP2913 / S \_ \_



**Cable connector**  
Mate with SP2911, SP2912, SP2913



SP2910 / P \_ \_ \_  
1: solder, 2: screw, 3: crimp  
Cable outer diameter: 1: 13-16mm  
Number of contact

**In-line cable connector**  
Mate with SP2910  
SP2911 / P \_ \_ \_



**Rear-nut mount**  
Mate with SP2910  
SP2912 / P \_ \_



1: solder, 2: screw, 3: crimp  
Number of contact

**2-hole flange**  
Mate with SP2910  
SP2913 / P \_ \_



**Cable connector**  
Mate with SP2911, SP2912, SP2913



SP2910 / S \_ \_ \_  
1: solder, 2: screw, 3: crimp  
Cable outer diameter: 1: 13-16mm  
Number of contact



