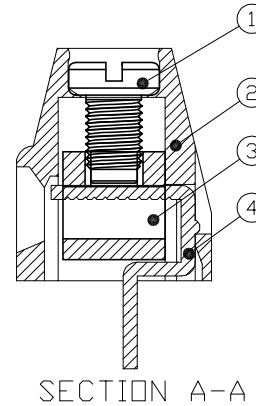
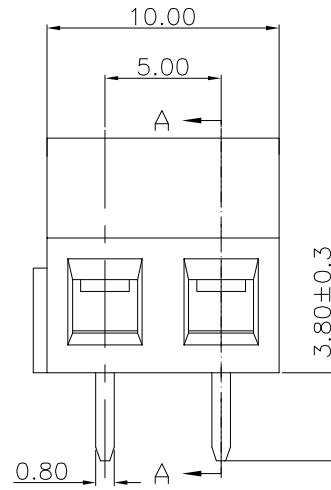
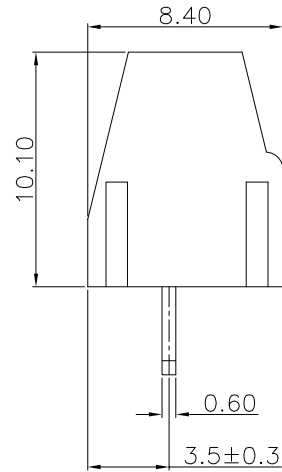
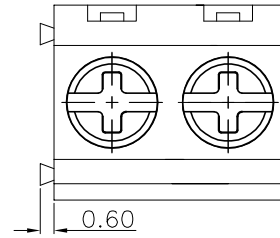


REV.	DESCRIPTION	DATE	DRAFTER	APPROVER
V1.0	DWG.REL	2023.5.5	ZHANG	JIN



- Material
  - ØScrew : M3.0 steel, Zinc plated, +/—slot type
  - ØHousing : PA66, UL94V-0
  - ØClamp : Copper alloy, Ni plated
  - ØPin header : Copper alloy, Tin plated
- Electrical
 

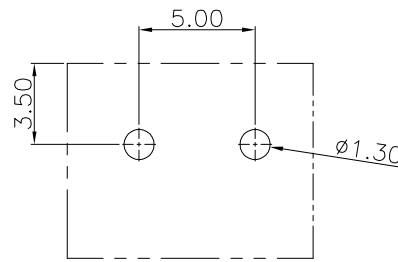
UL	IEC
Rated voltage : 300V	250V
Rated current : 12A	15A
Contact resistance : 20mΩ(Max)	
Insulation resistance: 500MΩ/DC500V	
Withstanding Voltage : AC2000V/1min	
Wire range: 26-14AWG	0.2-2.5mm <sup>2</sup>
- Mechanical
  - Operating temperature: -40°C ~ +105°C
  - Soldering temperature: 250°C ± 5/5sec
  - Torque: 0.5N.m (4.43Lb.in)
  - Strip length: 5-6mm
- Conform to REACH and RoHS

HOW TO ORDER  
 KF127-5.0-XXP-1 X-XXXXX

MODEL Pitch:mm      Customer Request

No. of poles: 2~24P      Color:  
 G:Green      R:Red  
 K:Black      W:White  
 O:Orange      B:Blue  
 GR:Gray

1:Single Pitch  
 2:Double Pitch



P.C.B.LAYOUT

Pitch range	Nominal dimension range					PROJECTION	TITLE
>0 ~6	>6 ~10	>10 ~24	>0 ~30	>30 ~60	>60 ~100	0.1/10	KF127-5.0-2P-1G
±0.15	±0.20	±0.30	±0.30	±0.50	±0.70	±1.00	SHEET SIZE A4
DRAWING TYPE		CUSTOMER DRAWING					
SCALE		1:1 SHEET 1 OF 1					
DRAWING NO.		W15002292					

**DF** 慈溪市凯峰电子有限公司  
 CIXI KAIFENG ELECTRONICS CO.,LTD