

Fuseholder Open Design, 5 x 20 mm, THT, var. Covers, IEC 60335-1



250 VAC · 4 W / 10 A (VDE) · 500 V · 10 A (UL/CSA)



Description

- For appliances in unattended use
- Glow wire tests acc. to IEC 60695-2-12 and -13
- Low profile fuse block with insulation walls

Standards

- IEC 60127-6
- UL 4248-1
- CSA 22.2 no. 4248-1

Approvals

- VDE Certificate Number: 40001042
- UL File Number: E39328

Applications

- Industrial electronic
- Household appliances

Weblinks

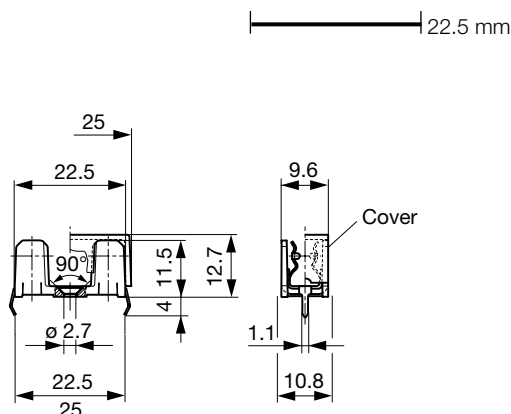
[pdf-datasheet](#), [html-datasheet](#), [General Product Information](#), [Approvals](#), [CE declaration of conformity](#), [RoHS](#), [CHINA-RoHS](#), [REACH](#), [e-Shop](#), [SCHURTER-Stock-Check](#), [Distributor-Stock-Check](#), [Accessories](#), [Detailed request for product](#)

Technical Data

Fuse-Link	5 x 20 mm
Mounting	PCB
Mounting	Screw, rivet or THT
Terminal	Solder THT
Rated Voltage	250VAC (VDE), 500V (UL/CSA)
Rated current	10A (VDE), 10A (UL/CSA)
Rated Power Acceptance IEC	4 W / 10 A @ Ta 23 °C 2.5 W / 10 A with transparent cover, see derating curves
Degree of Protection	IP 20 (with cover)
Protection Class	Suitable for appliances with protection class I or II acc. to IEC 61140
Admissible Ambient Air Temp.	-40 °C to 85 °C
Climatic Category	40/085/21 acc. to IEC 60068-1
Material: Socket	see variants
Material: Cover	Thermoplastic UL 94V-0
Material: Terminals	Tin-Plated Copper Alloy
Unit Weight	1.7 g
Storage Conditions	0 °C to 60 °C, max. 70% r.h.
Product Marking	☐, Type, Rated voltage, Rated current, Power Rating, Dielectric strength

Soldering Methods	Wave Soldering Profile
Solderability	245 °C / 3 sec acc. to IEC 60068-2-20, Test Ta, method 1
Resistance to Soldering Heat	260 °C / 10 sec acc. to IEC 60068-2-20, Test Tb, method 1
Contact Resistance	≤ 10 mΩ at 20 mV acc. to IEC 60127-6
Dielectric Strength	> 3kV between Life parts (50Hz; 1 min)
Impulse Withstand Voltage	> 4kV between Life parts
Insulation Resistance	≥ 10 MΩ (500VDC; 1 min)
Overvoltage Category	III acc. to IEC 60664-1
Pollution Degree	3 acc. to IEC 60664-1

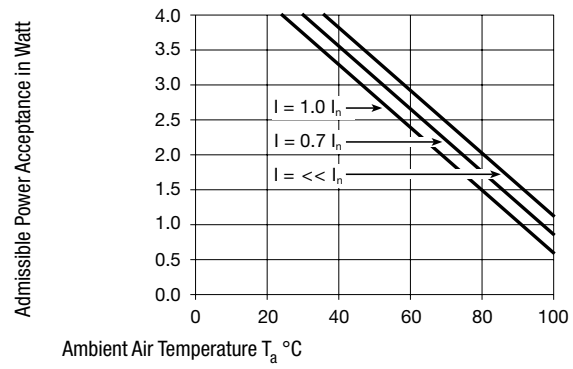
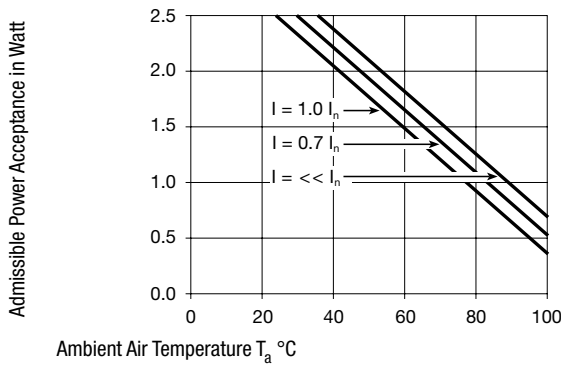
Dimension



Drilling diagram

Derating Curves

With Transparent Cover



All Variants

Holder	Pin distance	Colour Holder	Material	Remark	Order Number
●	22.5	black	Thermoplastic	-	0031.8201
●	22.5	black	Spec. Thermoplastic	-	0031.8201.15
●	25	black	Thermoplastic	-	0031.8211
●	25	black	Spec. Thermoplastic	-	0031.8211.15

Most Popular.

Availability for all products can be searched real-time: <http://www.schurter.com/en/Stock-Check/Stock-Check-SCHURTER>

The fuseholder is suitable for use in equipment according to IEC 60335-1.

Packaging Unit

Bulk 128 x 91 x 60 mm (100 pcs.)

Accessories

Description

Covers for OGN, OGN-SMD
Cover for Holder OGN, OGN-SMD



Transparent Cover (not for reflow)	0853.0551
Reflow-Cover	0853.0571
Reflow-Cover, meets IEC 60335-1	0853.0573
Cover, black, meets IEC 60335-1 Ed. 4.0	0853.0575

Adapter to OGN, OGN-SMD
Fuse Carriage with Handle for OGN, OGN-SMD



black	0853.1201
white	0853.1202
blue	0853.1203
brown	0853.1204