



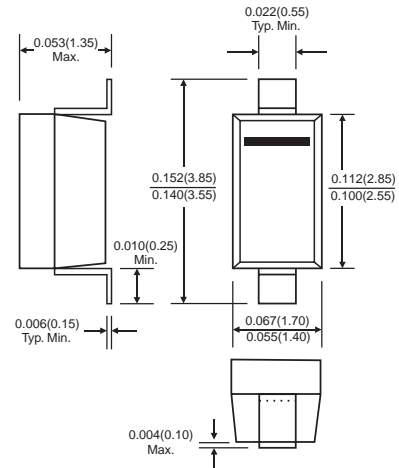
SOD-123

Features

- ✧ Fast Switching Speed
- ✧ Surface Mount Package Ideally Suited for Automatic Insertion
- ✧ For General Purpose Switching Applications
- ✧ High Conductance

Mechanical Data

- ✧ Case: SOD-123, Molded Plastic
- ✧ Plastic Material: UL Flammability Rating Classification 94V-0
- ✧ Polarity: Cathode Band
- ✧ Type Code: T5
- ✧ Weight: 0.01 grams (approx.)



Dimensions in inches and (millimeters)

Maximum Ratings and Electrical Characteristics

Rating at 25°C ambient temperature unless otherwise specified.

Maximum Ratings

	Symbol	1N4448W	Unit
Non-Repetitive Peak Reverse Voltage	V_{RM}	100	V
Peak Repetitive Reverse Voltage Working Peak Reverse Voltage DC Blocking Voltage	V_{RRM} V_{RWM} V_R	75	V
RMS Reverse Voltage	$V_{R(RMS)}$	53	V
Forward Continuous Current	I_{FM}	500	mA
Average Rectified Output Current	I_O	250	mA
Non-Repetitive Peak Forward Surge Current @ $t = 1.0\mu s$ @ $t = 1.0s$	I_{FSM}	4.0 2.0	A
Power Dissipation (Note 2)	P_d	400	mW
Thermal Resistance Junction to Ambient Air (Note 2)	$R_{\theta JA}$	315	°C/W
Operating and Storage Temperature Range	T_j, T_{STG}	-65 to +150	°C

Electrical Characteristics

	Symbol	Min	Max	Unit	Test Condition
Reverse Breakdown Voltage (Note 1)	$V_{(BR)R}$	75	—	V	$I_R = 10\mu A$
Forward Voltage (Note 1)	V_{FM}	0.62 — —	0.72 0.855 1.0 1.25	V	$I_F = 5.0mA$ $I_F = 10mA$ $I_F = 100mA$ $I_F = 150mA$
Peak Reverse Current (Note 1)	I_{RM}	—	2.5 50 30 25	μA μA μA nA	$V_R = 75V$ $V_R = 75V, T_j = 150^\circ C$ $V_R = 25V, T_j = 150^\circ C$ $V_R = 20V$
Total Capacitance	C_T	—	4.0	pF	$V_R = 0, f = 1.0MHz$
Reverse Recovery Time	t_{rr}	—	4.0	ns	$I_F = I_R = 10mA$, $I_{rr} = 0.1 \times I_R, R_L = 100\Omega$

Notes: 1. Short duration pulse test used to minimize self-heating effect.



1N4448W

Fast Switching Surface Mount Diode

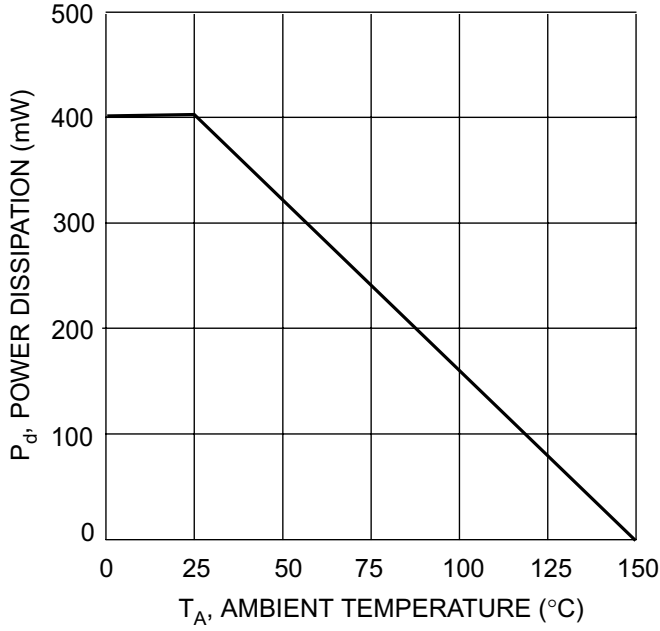


Fig. 1 Power Derating Curve

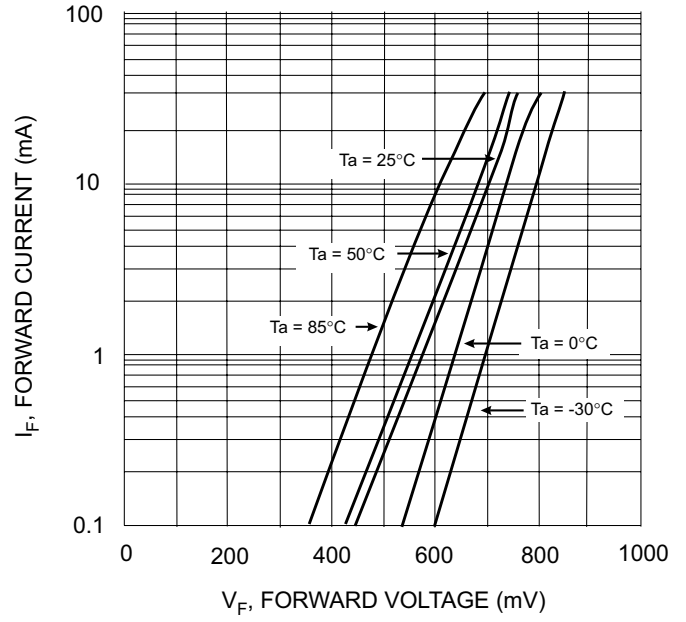


Fig. 2 Typical Forward Characteristics

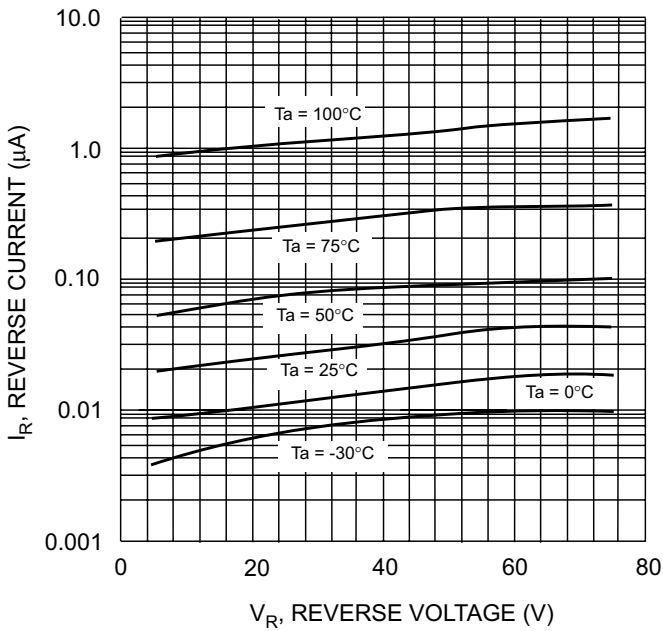


Fig. 3 Typical Reverse Characteristics

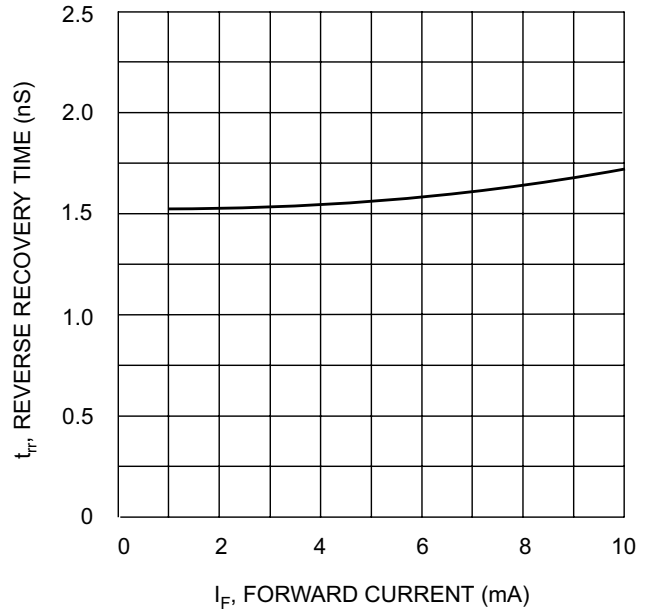
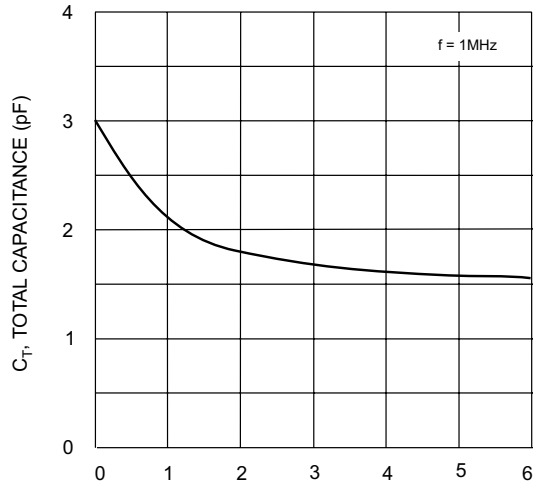


Fig. 4 Reverse Recovery Time vs. Forward Current



1N4448W

Fast Switching Surface Mount Diode



V_R, REVERSE VOLTAGE (V)
Fig. 5 Total Capacitance vs.
Reverse Voltage