

Kingtronics®

P6SMB6.8 THRU P6SMB36CA

FEATURE

- For surface mounted applications in order to optimize board space.
- Low profile package
- Built-in strain relief
- Glass passivated junction
- Low inductance
- Typical I_D less than 1.0 μ A above 10V
- Plastic package has Underwriters Laboratory Fammability Classification 94V-O
- High temperature soldering : 260°C /10 seconds at terminals
- In compliance with EU RoHS 2002/95/EC directives

MECHANICAL DATA

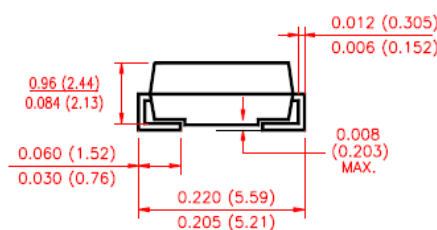
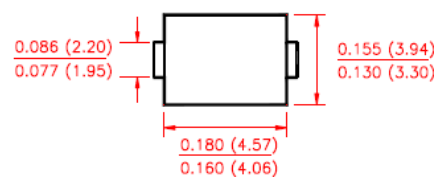
- Case: Molded plastic over passivated junction
- Terminals: Solder plated, solderable per MIL-STD-750, Method 2026
- Polarity: Color band denotes positive end (cathode)
- Standard Packaging: 12mm tape (EIA-481)
- Weight: 0.003 ounce, 0.093 gram

SURFACE MOUNT TRANSIENT VOLTAGE SUPPRESSOR

Stand-off Voltage 5.5 TO 30.8 Volts

Peak Pulse Power 600 Watts

(SMB)



Dimensions in inches and (millimeters)

DEVICES FOR BIPOLAR APPLICATIONS

For Bidirectional use C or CA Suffix for types
Electrical characteristics apply in both directions.

MAXIMUM RATINGS AND CHARACTERISTICS

Rating at 25°C ambient temperature unless otherwise specified. Resistive or inductive

For Capacitive load derate current by 20%.

Rating	Symbol	Value	UNITS
Peak Pulse Power Dissipation on 10/1000 μ s waveform (Notes 1,2, Fig.1)	P_{PPM}	600	Watts
Peak Forward Surge Current 8.3ms single half sine-wave superimposed on rated load (JEDEC Method) (Notes 2,3)	I_{FSM}	100	Amps
Peak Pulse Current on 10/1000 μ s waveform (Note 1) Fig.3	I_{PPM}	See table 1	Amps
Operating Junction and Storage Temperature Range	T_J, T_{STG}	-55 to +150	°C

NOTES:

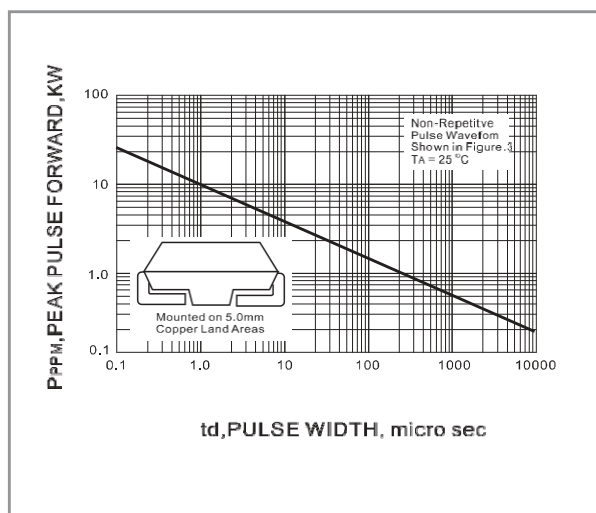
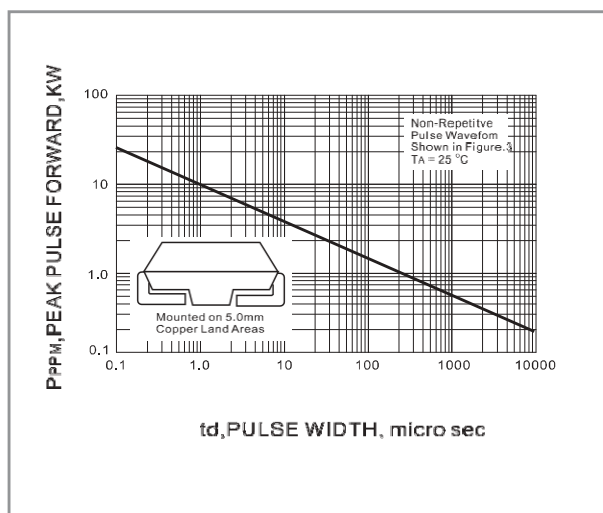
1. Non-repetitive current pulse, per Fig.3 and derated above $T_A = 25^\circ\text{C}$ per Fig. 2.
2. Mounted on 5.0mm² (0.13mm thick) land areas.
3. Measured on 8.3ms, single half sine-wave or equivalent square wave, duty cycle = 4 pulses per minute maximum.

Kingtronics® International CompanyWebsite: www.kingtronics.com Email: info@kingtronics.com Tel: (852) 8106 7033 Fax: (852) 8106 7099

Kingtronics®

P6SMB6.8 THRU P6SMB36CA

Part Number		V _{RWM}	V _{BR} @ I _T			I _R @ V _{RWM}		V _c @ I _{PP}		Marking Code	
			Min.	Max.	I _T	UNI-	BI-	V	A	UNI	BI
UNI	BI	V	V	V	mA	μA	μA	V	A	UNI	BI
P6SMB6.8	P6SMB6.8C	5.5	6.12	7.48	10	1000	2000	10.8	56	EZA	DZA
P6SMB6.8A	P6SMB6.8CA	5.8	6.45	7.14	10	1000	2000	10.5	57	EZB	DZB
P6SMB15	P6SMB15C	12.1	13.5	16.5	1	5	5	22	27	EZS	DZS
P6SMB15A	P6SMB15CA	12.8	14.3	15.8	1	5	5	21.2	28	EZT	DZT
P6SMB18	P6SMB18C	14.5	16.2	19.8	1	5	5	26.5	23	EZW	DZW
P6SMB18A	P6SMB18CA	15.3	17.1	18.9	1	5	5	25.2	24	EZX	DZX
P6SMB27A	P6SMB27CA	23.1	25.7	28.4	1	5	5	37.5	16	EXF	DXF
P6SMB30A	P6SMB30CA	25.6	28.5	31.5	1	5	5	41.4	14.4	EXH	DXH
P6SMB33	P6SMB33C	26.8	29.7	36.3	1	5	5	47.7	12.6	EXJ	DXJ
P6SMB33A	P6SMB33CA	28.2	31.4	34.7	1	5	5	45.7	13.2	EXK	DXK
P6SMB36	P6SMB36C	29.1	32.4	39.6	1	5	5	52	11.6	EXL	DXL
P6SMB36A	P6SMB36CA	30.8	34.2	37.8	1	5	5	49.9	12	EXM	DXM

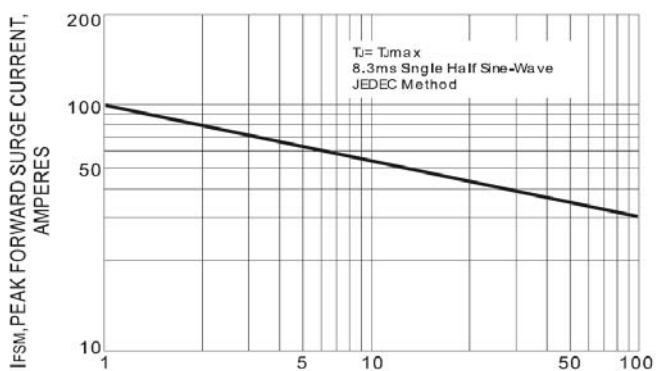
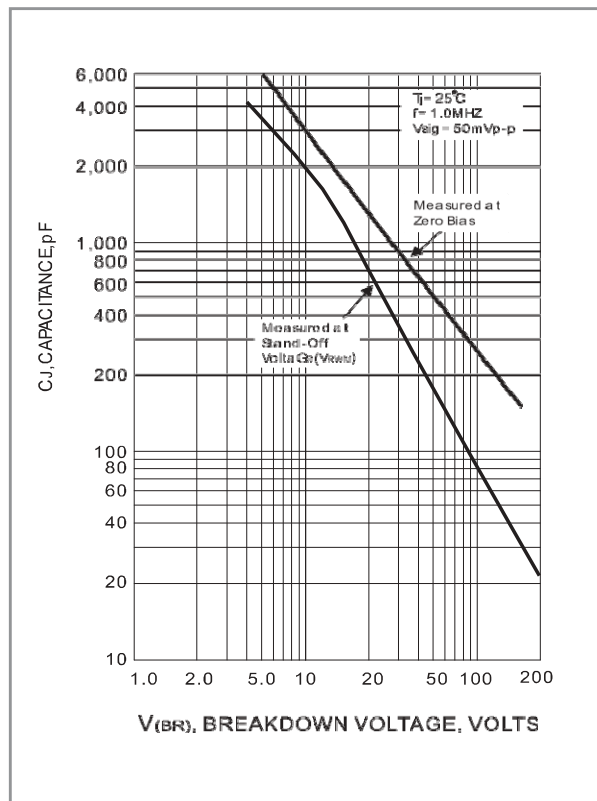
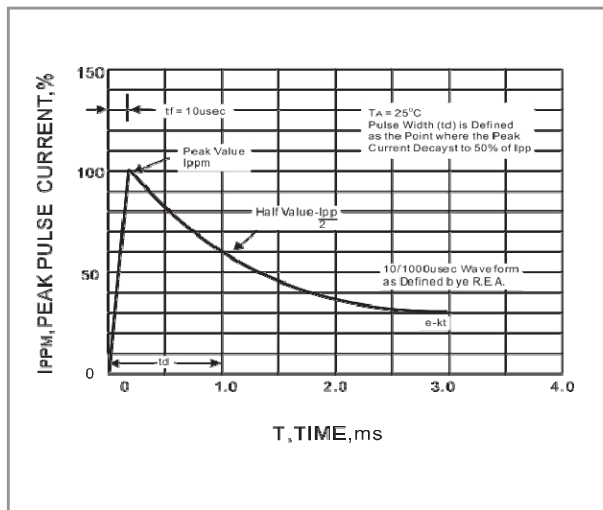


Kingtronics® International Company

Website: www.kingtronics.com Email: info@kingtronics.com Tel: (852) 8106 7033 Fax: (852) 8106 7099

Kingtronics®

P6SMB6.8 THRU P6SMB36CA



NUMBER OF CYCLES AT 60Hz

Kingtronics® International Company

Website: www.kingtronics.com Email: info@kingtronics.com Tel: (852) 8106 7033 Fax: (852) 8106 7099