

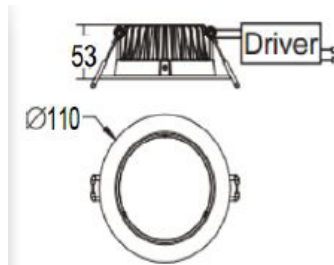
<b>Model</b>	<b>OLDL.BC.12W110-QS</b>
<b>LED Source</b>	<b>SAMSUNG 5630</b>
<b>Wattage</b>	<b>12W</b>
<b>Beam Angle</b>	<b>85°</b>
<b>Lens</b>	<b>Diffuse Cover</b>
<b>Head</b>	<b>/</b>
<b>Cutout</b>	<b>ø95mm</b>
<b>Warranty</b>	<b>5 years</b>
<b>Certification</b>	<b>TUV GS CB SAA CE RoH:</b>



**Real Picture**



**Driver**



**Demension (Unit:mm)**

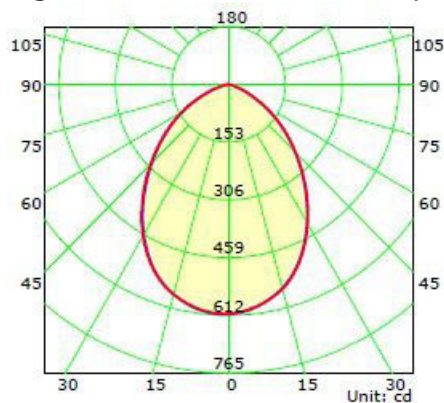
**Energy Saving**

More efficient

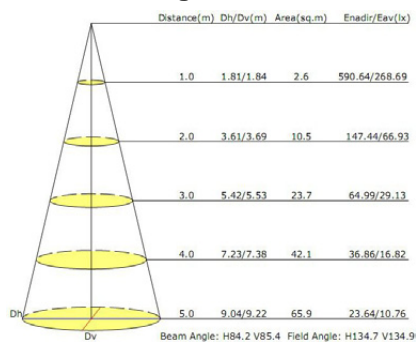
➔ A++ A+  
➔ A+  
➔ A  
➔ B  
➔ C  
➔ D  
 Less efficient

**Lighting Data**

**Light distribution: 3000/4000K (85°)**

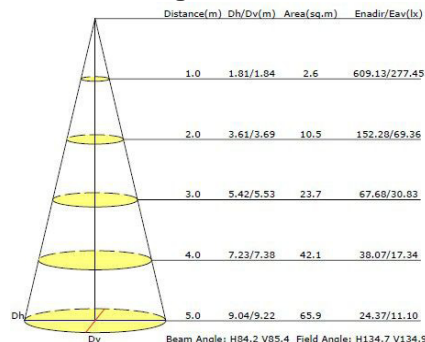


**Aai figure: 3000K**



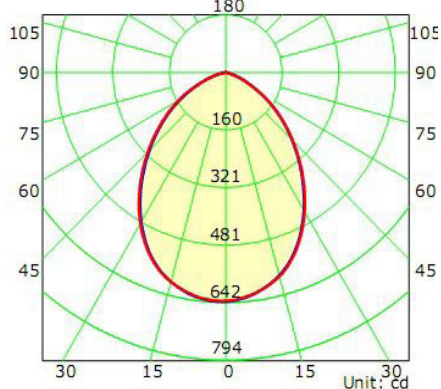
Luminous Flux :1044lm

**Aai figure: 4000K**

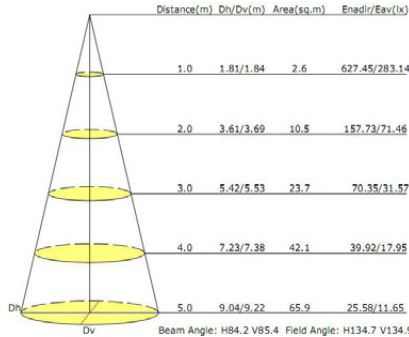


Luminous Flux:1176lm

**Light distribution: 5000/6000K (85°)**

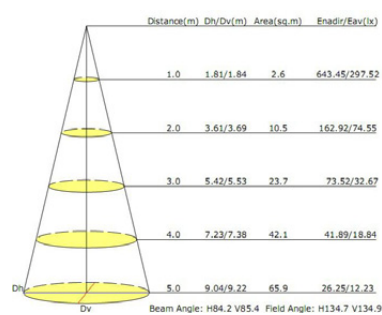


**Aai figure: 5000K**



Luminous Flux :1220lm

**Aai figure: 6000K**



Luminous Flux :1305lm

<b>Model</b>	<b>OLDL.BC.12W110-QS</b>	<b>Lamp Head</b>	
<b>Wattage (Include Driver)</b>	<b>12W</b>	<b>Color Index</b>	<b>85Ra</b>
<b>Input Voltage</b>	<b>200-240V AC</b>	<b>Power Factor</b>	<b>≥0.95</b>
<b>LED Current</b>	<b>280 mA</b>	<b>Work Temperature</b>	<b>-20 +-+50 degree</b>
<b>Frequency</b>	<b>50/60Hz</b>	<b>Install Type</b>	<b>Ceiling</b>
<b>Dimension</b>	<b>ø110 x53mm</b>	<b>Fixture Material</b>	<b>Aluminium + PC</b>
<b>Cutout</b>	<b>ø95mm</b>	<b>Dimming type</b>	<b>/</b>
<b>IP Rating</b>	<b>IP20</b>	<b>Life Span</b>	<b>≥50,000hours</b>

<b>Packing</b>	<b>N.W/pc</b>	<b>Qty/Ctn</b>	<b>Ctn Size(LxWxH)</b>	<b>G.W/Ctn</b>
	0.33Kg	40pcs	490x485x275mm	20.5Kg