

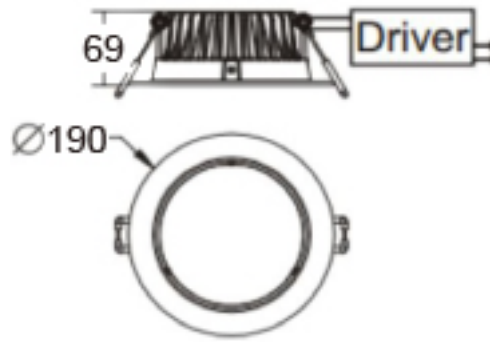
Model	OLDL.BC.20W190-QS
LED Source	SAMSUNG 5630
Wattage	20W
Beam Angle	85°
Lens	Diffuse Cover
Head	/
Cutout	ø170mm
Warranty	5 years
Certification	TUV GS CB SAA CE RoHS



Real Picture



Driver



Dimension (Unit:mm)

Energy Saving

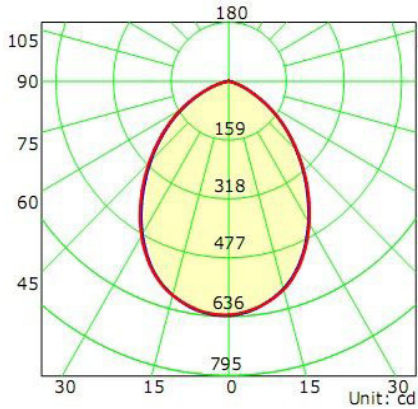
More efficient

A++
 A+ A+
 A
 B
 C
 D

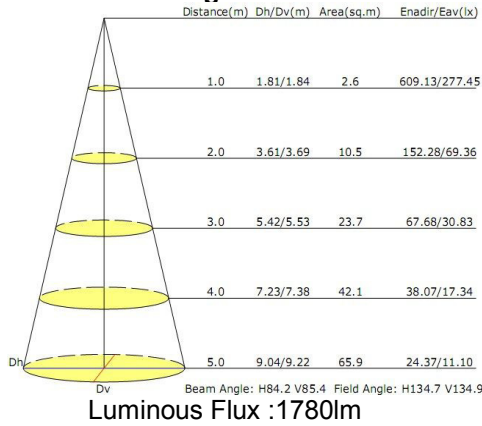
Less efficient

Lighting Data

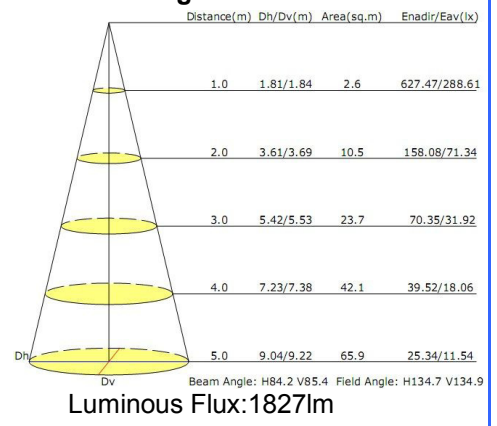
Light distribution: 3000/4000K (85°)



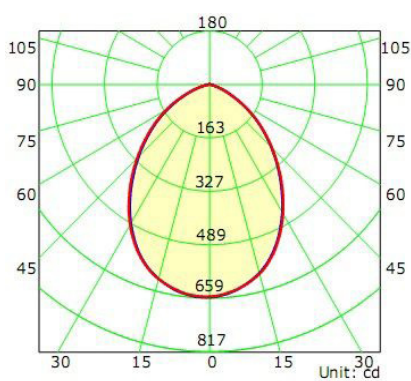
Aai figure: 3000K



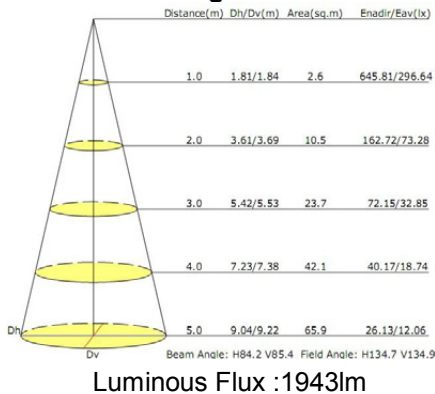
Aai figure: 4000K



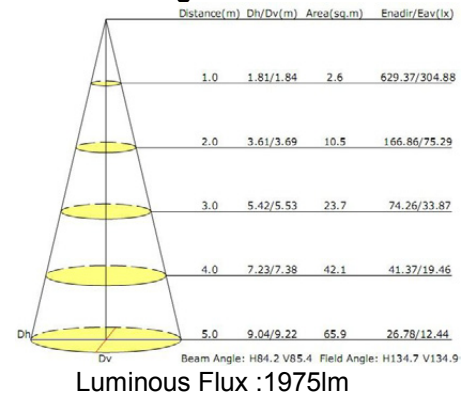
Light distribution: 5000/6000K (85°)



Aai figure: 5000K



Aai figure: 6000K



Model	OLDL.BC.20W190-QS	Lamp Head	
Wattage (Include Driver)	20W	Color Index	85Ra
Input Voltage	200-240V AC	Power Factor	≥0.95
LED Current	480 mA	Work Temperature	-20 -+50 degree
Frequency	50/60Hz	Install Type	Ceiling
Dimension	ø190 x 69mm	Fixture Material	Aluminium + PC
Cutout	ø170mm	Dimming type	/
IP Rating	IP20	Life Span	≥50,000hours

Packing	N.W/pc	Qty/Ctn	Ctn Size(LxWxH)	G.W/Ctn
	0.69Kg	24pcs	800×420x295mm	22.3Kg