



YETDA INDUSTRY LTD.

S300UV4G 3mm Super Bright UV LED Lamps

3mm with InGaN Dice ◦

Encapsulated with Water Clear Lens Package ◦

Long Leads ◦

Absolute Maximum Ratings : (Ta=25°C)

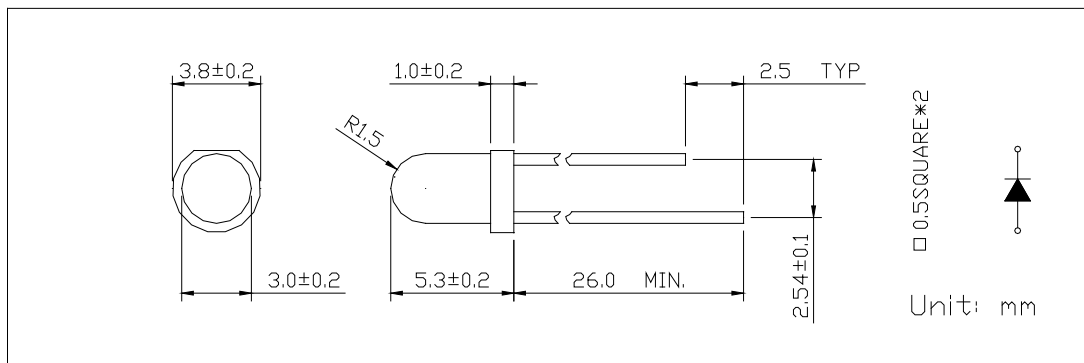
Parameter	Maximum Rating	Unit
Peak Forward Current	120	mA
Continuous Forward Current	30	mA
Operating Temperature Range	-40°C to +85°C	
Storage Temperature Range	-50°C to +100°C	
Lead Soldering Temperature	260°C for 3 seconds 1.6mm(0.063 inch) from body	

Electro-Optical Characteristics (Ta = 25°C)

Parameter Radiant	Test Condition	Symbol	Min.	Typ.	Max.	Unit
Forward Voltage	I _F = 20mA	V _F		3.2	3.8	V
Reverse Current	V _R = 5V	I _R			10	uA
Luminous Intensity	I _F = 20mA	I _v	70	150		mcd
Spectral Bandwidth	I _F = 20mA	Δλ		30		nm
Wavelength	I _F = 20mA	λ _p				nm
		λ _d		400	410	nm
Viewing Angle	I _F = 20mA	2 θ _{1/2}		30		deg

Package

Item: 300





YETDA INDUSTRY LTD.

Fig 1. Forward Current vs. Forward Voltage

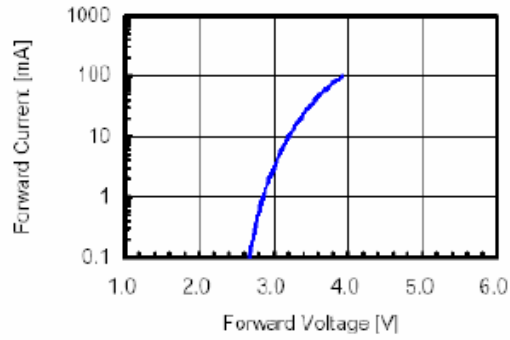


Fig 2. Relative Intensity vs. Forward Current

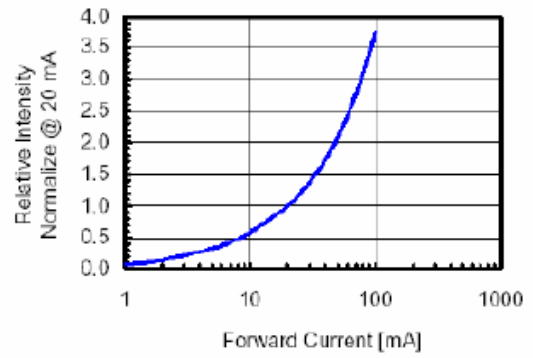


Fig 3. Forward Voltage vs. Temperature

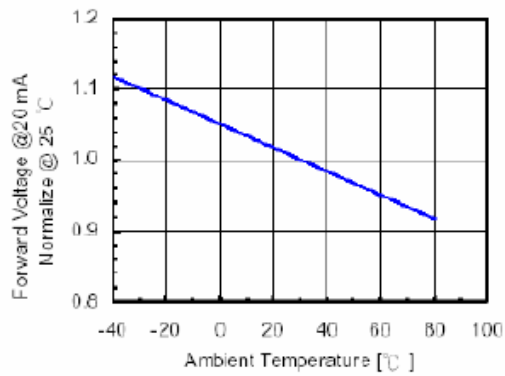


Fig 4. Relative Intensity vs. Temperature

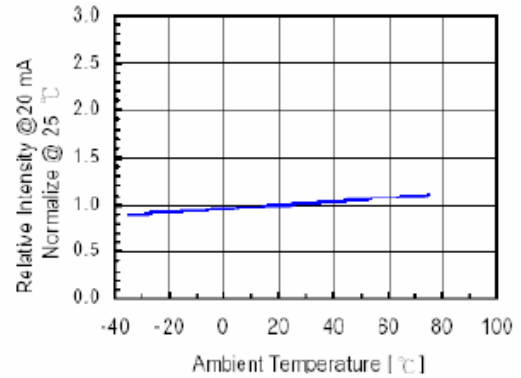
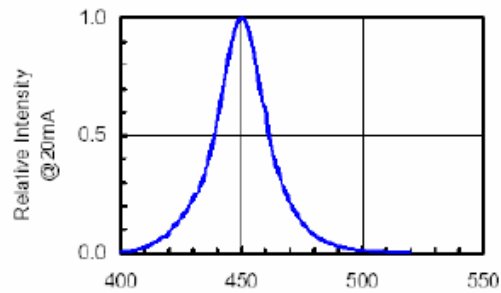


Fig 5. Relative Intensity vs. Wavelength





YETDA INDUSTRY LTD.

•Soldering:

1. Manual of soldering

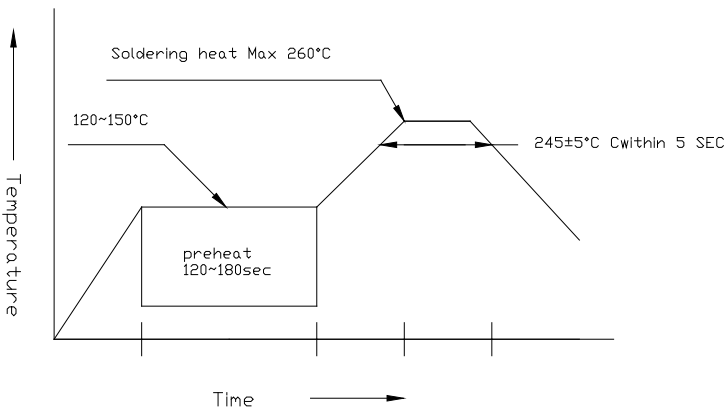
The temperature of the iron tip should not be higher than 260 °C and

Soldering within 3 seconds per solder-land is to be observed

2. DIP soldering (Wave Soldering):

Preheating: 120 °C ~ 150°C within 5 sec. 260°C (Max)

Gradual Cooling (Avoid quenching)



3. Reflow Soldering

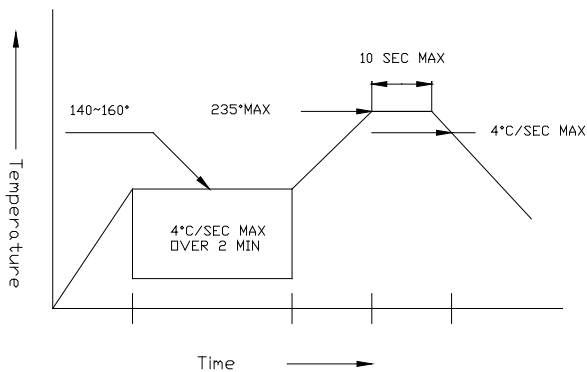
Preheating: 140 °C

°C ~ 160°C ±5°C, within 2 minutes.

Operation heating: 235 °C

°C (Max) within 10 seconds (Max)

Gradual Cooling (Avoid quenching)



•Handling:

Care must be taken not to cause to the epoxy resin portion of Yetda LEDS while it is exposed to high temperature.

Care must be taken not rub the epoxy resin portion of Yetda LEDS with hard or sharp article such as the sand blast and the metal hook