

# SPECIFICATION FOR APPROVAL

## ELECTRIC SOUNDER


Model Name	
Note	

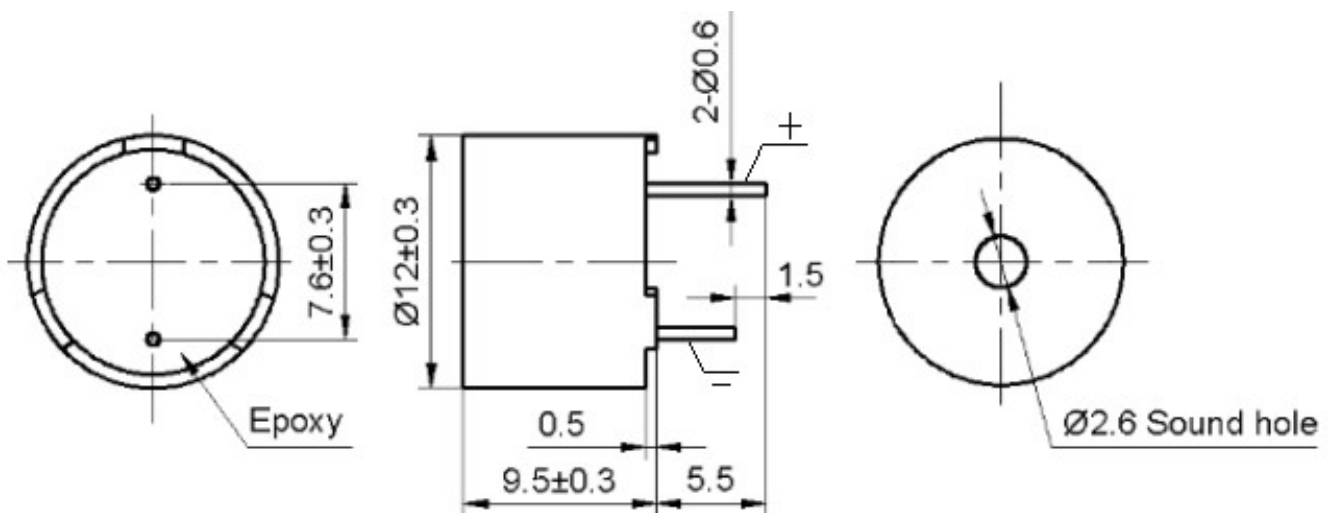
Photo	Cre-sound
	DRAWN: 苗利台
	CHECKED: 许海
	APPROVED: 宋雪琪



1	Rated Voltage (VDC)	3
2	Operating Voltage (VDC)	2~5
3	*Resonant Frequency (Hz)	2400±300
4	*Sound Output at 10cm (dB)	≥85
5	*Current Consumption (mA)	≤30
6	Operating Temperature (°C)	-40~+85
7	Storage Temperature (°C)	-40~+90
8	Weight (g)	2
9	Housing Material	PBT

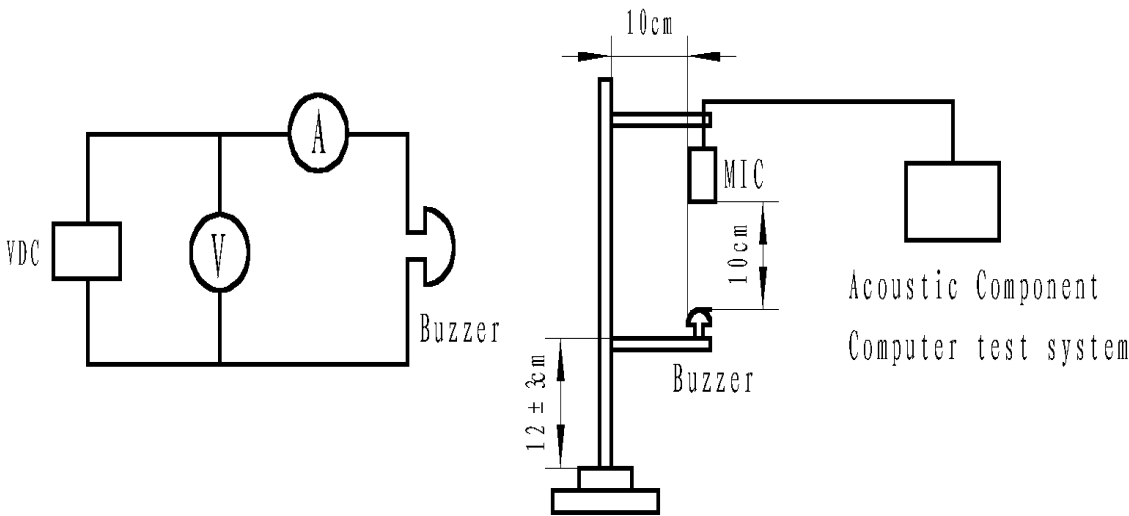
\*Applying rated voltage (VDC)

### DIENSIONS (UNIT: mm)

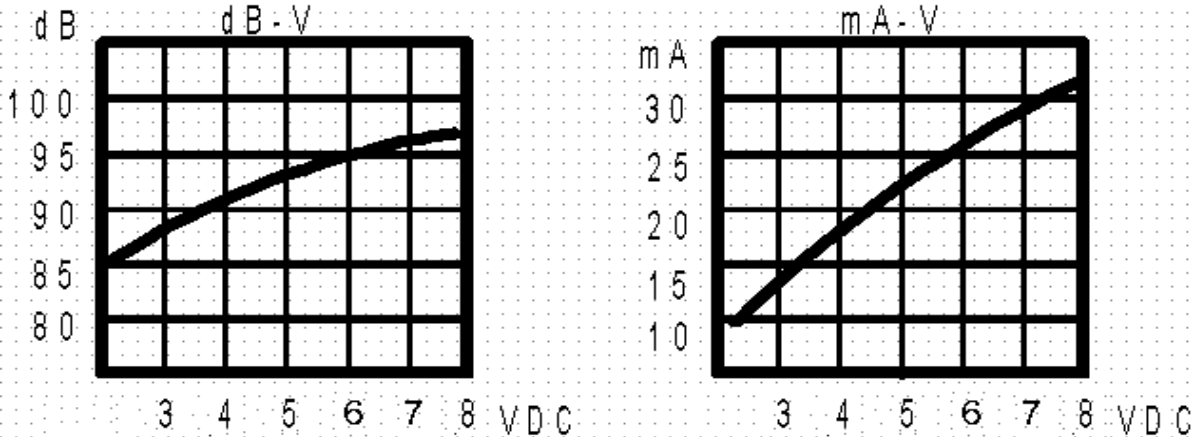


Tolerance:  $\pm 0.5$ mm Except Specified

**TEST METHOD:**



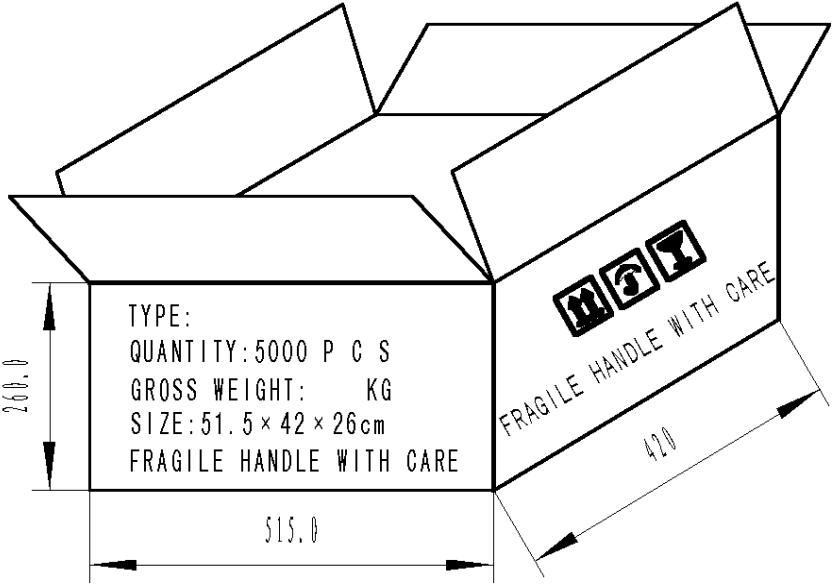
**FREQUENCY RESPONSE:**



**RELIABLY TEST:**

NO.	ITEM	TESTING CONDITION	VARIANCE AFTER TEST
1	Humidity	40±5°C 93(+2/-3)%RH, 96HRS	All specifications must be satisfied after the test
2	High temp.	+85±2°C 96HRS	
3	Low temp.	-40±2°C 96HRS	
4	Temperature cycling	-40±2°C 30 minutes room temp. 15 minutes +85±2°C 30 minutes room temp. 15 minutes 5 cycles	
5	Drop test	3 times from height of 70cm onto the surface of 10mm thick wooden board.	
6	Vibration test	Make the test for the directions of X Y and Z (total 0.5 hours). To-and-fro sweep time (from 10 to 55 Hz and then 55 to 10) under single amplitude of 1.0mm is 1 minute.	
7	Solder heat resistance	The part leads (pins) shall be immersed in molten solder maintained at 260±10°C for a period of 10 seconds.	

**PACKING:**



- 1. 100 PCS per box
- 2. Total 50 boxes per carton
- 3. Total 5000 PCS carton
- 4. Volume: 51.5 x 42 x 26 cm