

SPECIFICATION FOR APPROVAL ELECTRO-MAGNETIC TRANSDUCER



Model Name	
Note	

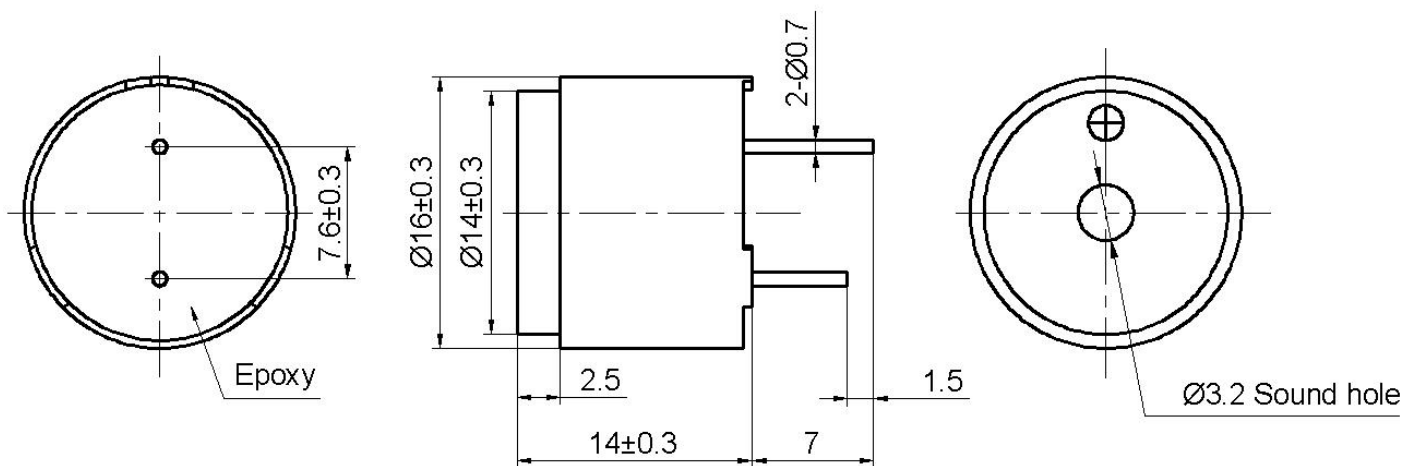
PHOTO	Cre-sound
	DRAWN: 苗利台
	CHECKED: 许海
	APPROVED: 宋雪琪

1	Rated Voltage (VDC)	12
2	Operating Voltage (VDC)	7~15
3	*Resonant Frequency (Hz)	2300±300
4	*Sound Output at 10cm (dB)	≥90
5	*Current Consumption (mA)	≤30
6	Operating Temperature (°C)	-40~+85
7	Storage Temperature (°C)	-40~+90
8	Weight (g)	5.0
9	Housing Material	PBT

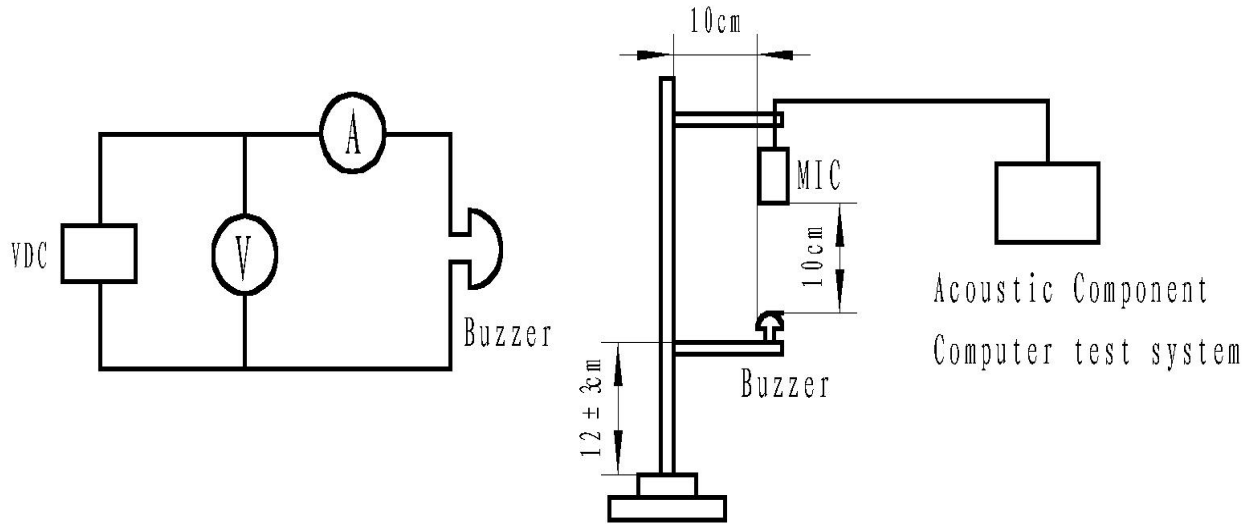
*Applying rated voltage (Resonant frequency, 1/2 duty, Square wave)

DIMENSIONS (UNIT: mm)

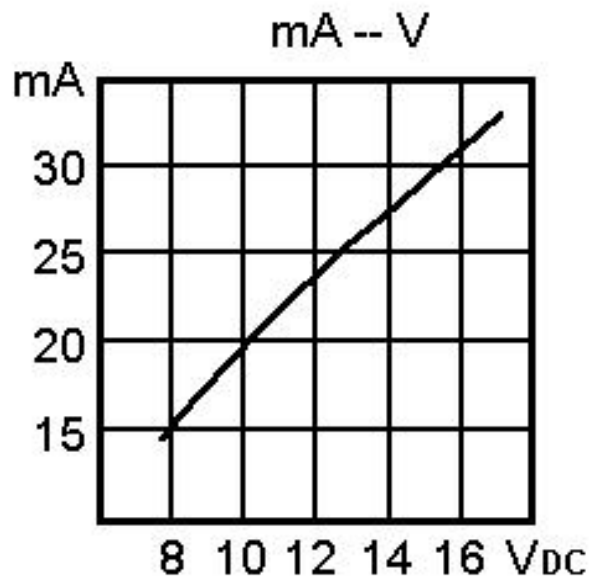
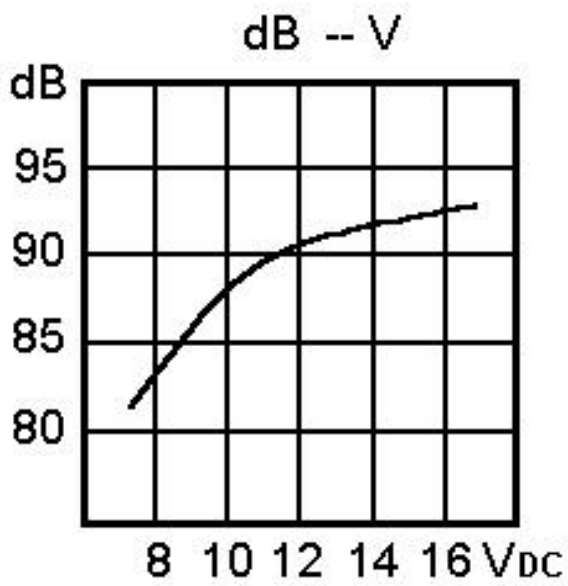
Tolerance: ±0.5mm Except Specified



TEST METHOD:



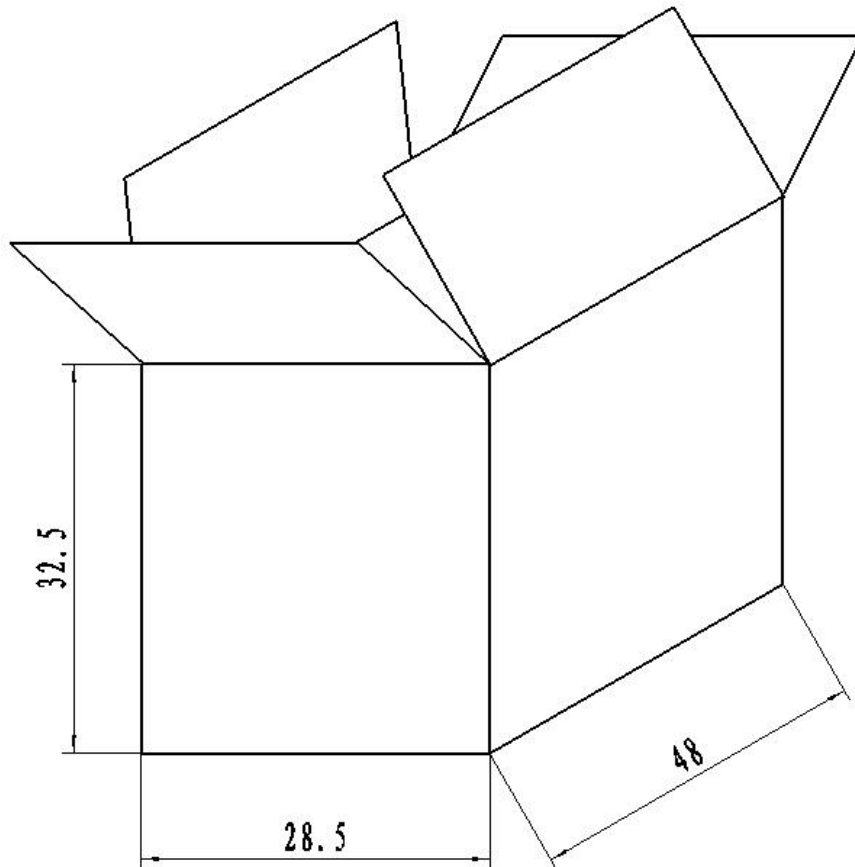
FREQUENCY RESPONSE:



RELIABILITY TEST:

NO.	ITEM	TESTING CONDITION	VARIANCE AFTER TEST
1	Humidity	40±2°C, 93(+2/-3)%RH, 96HRS	<p>Sound pressure level initial value ± 10dB</p> <p>Max. current value ± 10%mA</p> <p>Oscillating frequency value ± 300Hz.</p>
2	High temp.	+90±2°C, 96HRS	
3	Low temp.	-40±2°C, 96HRS	
4	Temperature Cycling	-40±2°C, 30minutes room temp. 15 minutes +90±2°C, 30 minutes room temp. 15 minutes 5 cycles	
5	Drop test	3 times from height of 70cm onto the surface of 10mm thick wooden board.	
6	Vibration test	Make the test for the directions of X Y and Z (total 0.5 hours). To-and-fro. sweep time (from 10 to 55 Hz and then from 55 to 10Hz) under single amplitude of 1.0mm is 1 minute.	
7	Solder heat resistance	The part leads (pins) shall be immersed in molten solder maintained at 260±5°C for a period of 10 seconds.Refer to GB2423.28.	

PACKING:



NOTES:

- 1.50 PCS per box
- 2.Total 40 boxes per carton
- 3.Total 2000 PCS carton
- 4.Volume: $48 \times 28.5 \times 32.5$ cm