

6000 SP Splash Resistant Rocker Switches 16A 250Vac

rocker switches



- ▶ Ratings up to 20A, 277Vac
- ▶ High in-rush (ON-OFF types)
- ▶ Positive switch action
- ▶ Distinctive styling
- ▶ Illuminated & non-illuminated
- ▶ Single pole
- ▶ Matching indicator
- ▶ Panel cut out: 30.1 x 11.1mm



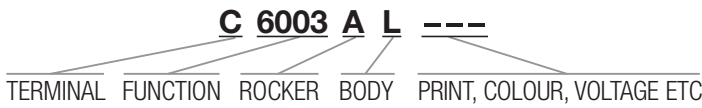
European 16(4)A 250Vac T125, 10A 400Vac T125
 UL CSA 20A 277Vac, 250Vac 11/2hp, 125Vac 1hp
 UL 100°C, file E45221, CSA file LR10990

Inrush 150A* to EN61058-1 (ON - OFF only)
 * applies to non-momentary types

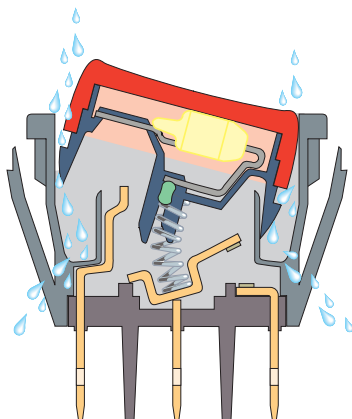
RoHS

RoHS compliant

3mm contact gap with Positive Break switching.
 Call factory for IP details.
 Technical data on pages 4 & 5 (switches), 6 (indicators).



| TERMINAL | FUNCTION | ROCKER | |
|----------------------------------|--|---|---|
| <p>C</p> <p>6.3 x 0.8</p> | <p>Approvals & ratings vary with function ON OFF Switches - ON when pressed over terminal 3</p> | <p>A Softline Matt</p> | |
| <p>H</p> <p>4.8 x 0.8</p> | <p>6000 ON - OFF</p> | <p>A Softline Matt</p> <p>Lit</p> <p>P Lit window Matt</p> | |
| | <p>6001 ON - OFF (momentary ON)</p> | | |
| | <p>6002 ON - OFF (momentary OFF)</p> | | |
| | <p>6003 ON - OFF Lit</p> | | |
| | <p>6008 ON - OFF Lit (Unswitched neutral)</p> | | |
| | <p>6009 ON - OFF (momentary ON) Lit (Unswitched neutral)</p> | | |
| | <p>6010 ON - ON</p> | | |
| | <p>6011 ON - ON (momentary 1 side)</p> | | |
| | <p>6030 Indicator</p> | | |
| | <p>Screw & Clamp N/A for assemblies with 3 terminals</p> | | <p>For twin switches and double pole circuits see pages 20 & 21</p> |



Integral Splash Resistance

Current carrying parts are protected from moisture. Droplets which may enter the switch are channelled out through ports in the switch body.

For IP65 see options below



C6000AL ---



C6000AL ---



C6010AL ---



C6003AL ---



C6003PL ---



C6030AL ---

| ▶ BODY | ▶ OPTIONS |
|--------|-----------|
|--------|-----------|

L

Panel cut-out ** Bezel

Cut-outs must be punched in the direction of insertion

Finish Matt is standard.

Colour Call sales for custom colours. A full range is available for large orders.

Legend printing Select from the examples or call sales for custom legends.

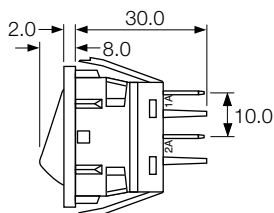
Lamp voltage Call sales for details.

Protective cover (designed to IP65)
A snap on cover is available (add G after body code), this reduces maximum acceptable panel thickness to 2mm.

Panel sealing washer W46 is available, this reduces maximum acceptable panel thickness to 1.2mm. Covers are not suitable for momentary types.

For all options call sales.


DIMENSIONS (mm)



Panel thickness
L 0.75 to 2.5mm

** For cut-out details on momentary switches call sales

Examples of printing



EN1224

EN1223