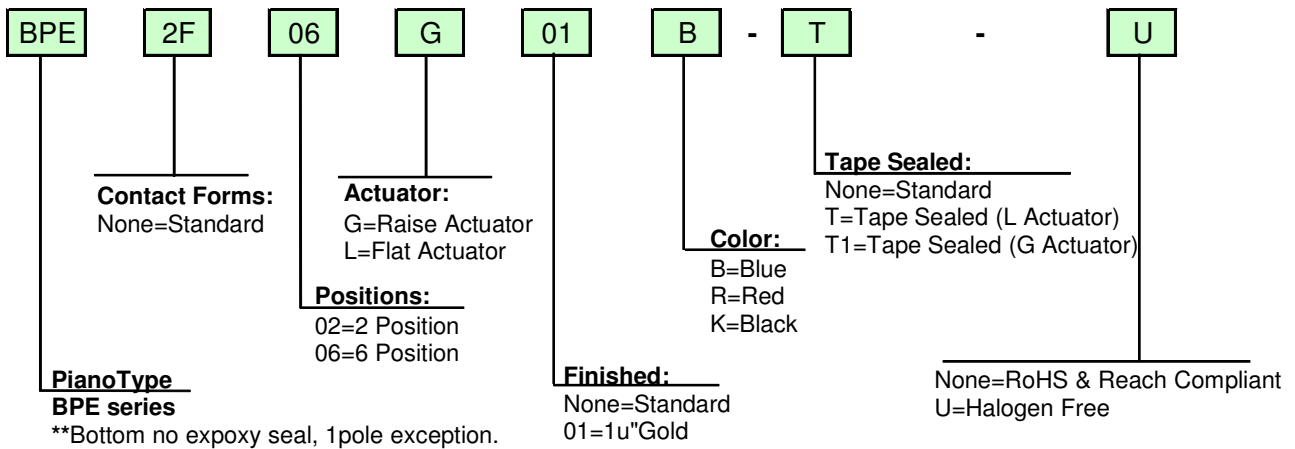


<b>MODEL</b>	<b>SPECIFICATION DIP SWITCH</b>	SP-001	Page
BPE series Piano Type			1/4
<b>RoHS&amp;REACH Compliant / Halogen Free</b>			

### Order Information



### Specifications

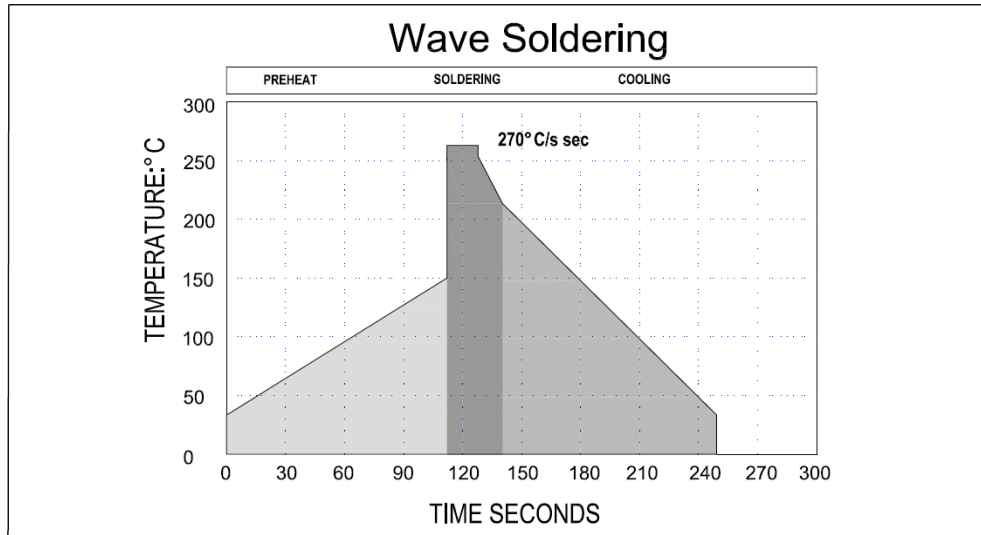
◆ Contact Rating	Switching..... 25mA, 24VDC	
	Non-Switching.....100mA, 50VDC	
◆ Contact Resistance	Initial.....50mΩ Max.	
	After Reliability Test.....100mΩ Max.	
◆ Insulation Resistance	.....100MΩ Min. at 500VDC	
◆ Dielectric Strength	.....500VDC / 1 minute	
◆ Operating Force	.....1,000g max	
◆ Mechanical Life	..... <b>5,000 cycles (Min.)</b>	
◆ Electrical Life	..... <b>2,000 cycles / 25mA, 24VDC</b>	
◆ Operating Temperature	THR.....-40°C ~ +105°C	
	THT.....-40°C ~ +85°C	
◆ Storage Temperature	.....-40°C ~ +85°C	

### Soldering Information

- ◆ **Hand Soldering**  
Soldering iron of 30W or under at 350°C for 3 sec. max or at 270°C for 5 sec. max.
- ◆ **Wave Soldering**  
For lead free wave solder simulation of typical components, the solder bath temperature shall be maintained at 270°C max./ 5~10 seconds.
- ◆ Keep all actuators in "OFF" position during soldering and cleaning process.

<b>MODEL</b>	<b>SPECIFICATION DIP SWITCH</b> <b>RoHS&amp;REACH Compliant / Halogen Free</b>	SP-002	Page
<b>BPE series</b> <b>Piano Type</b>			2/4

### Recommended Wave Soldering Profiles



**Maximum dwell time in the solder wave (270°C) shall not exceed 10 seconds.**

### Switch Operation and Taping

- (1) Use tweezers for operation.
- (2) Flux cleaning should be done without removing the Tape.
- (3) If the tape is removed, it adheres less than before when it is placed back on, possibly causing flux inflow
- (4) Ultrasonic cleaning not recommended without Tape sealed.

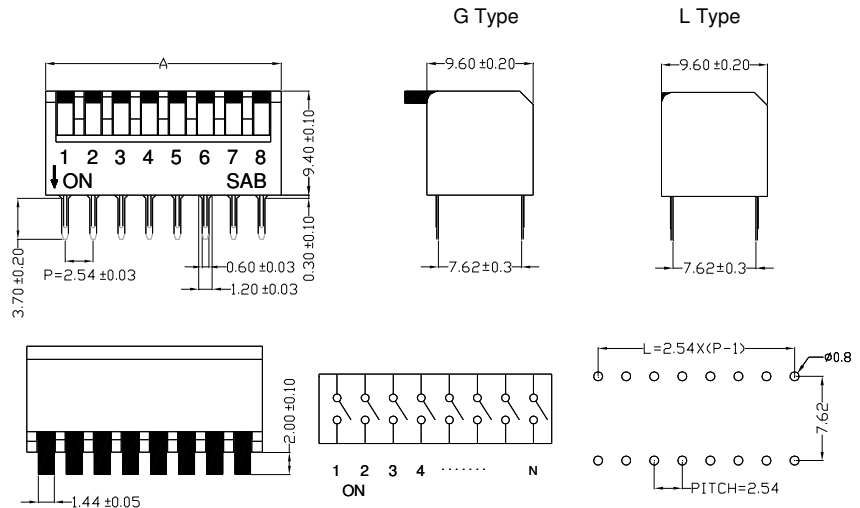

- ※ All switches must set in OFF position when through Soldering process.
- ※ Any flux enters the switch may influence contact function.

<b>MODEL</b>	<b>SPECIFICATION</b> <b>DIP SWITCH</b> <b>RoHS&amp;REACH Compliant / Halogen Free</b>	<b>SP-003</b>	Page
<b>BPE series</b> <b>Piano Type</b>			3/4

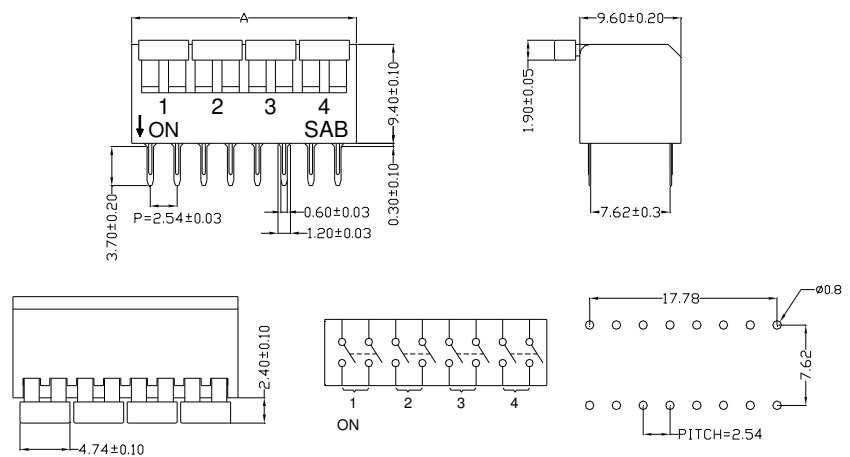
### Materials

- ◆ Cover                                   RoHS&REACH Compliant.....Thermoplastic UL 94V-0, Blue/ Red/ Black(THR)  
Halogen Free..... Thermoplastic UL 94-HB, Blue/ Red/ Black(THR)
- ◆ Base   ..... Thermoplastic UL 94-HB, Black
- ◆ Actuator                                   ..... Thermoplastic UL 94-HB, White
- ◆ Contact                                   .....40u" +/-10u" Nickel Cover 1u" Gold-Plated
- ◆ Terminal                                  Standard.....40u" +/-10u" Nickel Cover (Pure) Tin Plated  
01 type.....40u" +/-10u" Nickel Cover 1u" Gold-Plated
- ◆ Tape   .....Polyimide Film

### BPE



### BPE2F



<b>MODEL</b>	<b>SPECIFICATION DIP SWITCH</b>	SP-004	Page
<b>BPE series</b>			4/4
<b>Piano Type</b>			<b>RoHS&amp;REACH Compliant / Halogen Free</b>

### Part Number Table

#### BPE

No. Pos.	Dim. "A"	Raise Actuator Standard Blue Tube Package	Raise Actuator Standard Red Tube Package	Raise Actuator 1u" Gold Red Tube Package
1	3.54	BPE01GB	BPE01GR	BPE01G01R
2	6.08	BPE02GB	BPE02GR	BPE02G01R
3	8.62	BPE03GB	BPE03GR	BPE03G01R
4	11.16	BPE04GB	BPE04GR	BPE04G01R
5	13.70	BPE05GB	BPE05GR	BPE05G01R
6	16.24	BPE06GB	BPE06GR	BPE06G01R
7	18.78	BPE07GB	BPE07GR	BPE07G01R
8	21.32	BPE08GB	BPE08GR	BPE08G01R
9	23.86	BPE09GB	BPE09GR	BPE09G01R
10	26.40	BPE10GB	BPE10GR	BPE10G01R
12	31.48	BPE12GB	BPE12GR	BPE12G01R

#### BPE2F

No. Pos.	Dim. "A"	Raise Actuator Standard Red Tube Package	Raise Actuator 1u" Gold Blue Tube Package
1	6.08	BPE2F01GR	BPE2F01G01B
2	11.16	BPE2F02GR	BPE2F02G01B
3	16.24	BPE2F03GR	BPE2F03G01B
4	21.32	BPE2F04GR	BPE2F04G01B
5	26.40	BPE2F05GR	BPE2F05G01B
6	31.48	BPE2F06GR	BPE2F06G01B

### Tube Package

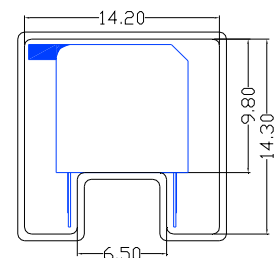
#### ◆ BPE

POLE	1	2	3	4	5	6	7	8	9	10	12
TUBE	148	85	61	47	38	32	28	24	22	20	16
BOX	7252	4165	2989	2303	1862	1568	1372	1176	1078	980	784
CTN 1	14504	8330	5978	4606	3724	3136	2744	2352	2156	1960	1568
CTN 2	29008	16660	11956	9212	7448	6272	5488	4704	4312	3920	3136

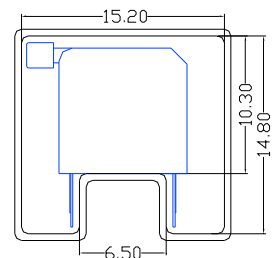
#### ◆ BPE2F

POLE	1	2	3	4	5	6
TUBE	85	47	32	24	20	16
BOX	4165	2303	1568	1176	980	784
CTN 1	8330	4606	3136	2352	1960	1568
CTN 2	16660	9212	6272	4704	3920	3136

#### BPE



#### BPE2F



### Box Dimension

◆ Tube .....57.0cm x 13.0cm x 12.5cm

### Carton Dimension:

◆ Tube 2 Boxes.....58.5cm x 29.0cm x 15.0cm

4 Boxes.....58.5cm x 28.0cm x 27.0cm