

P/N: WTL49M0820

Resistance Welded HC-49/S Surface Mount Package



FEATURE

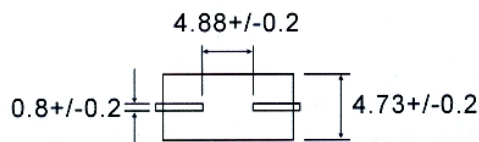
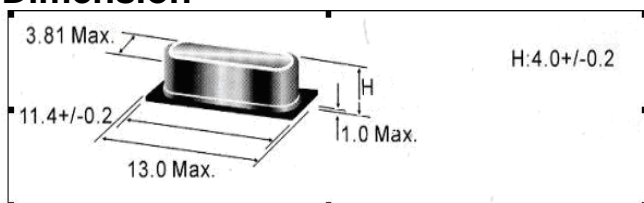
- Height 3.0mm, compact unit for surface mount
- Able to by means of a metal case and completely sealed high solution characteristics
- Copes with high density mounting and is the optimum for mass production



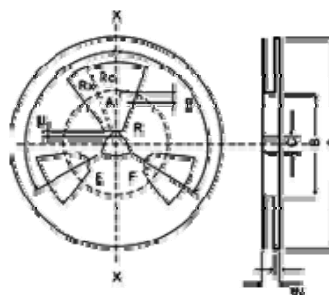
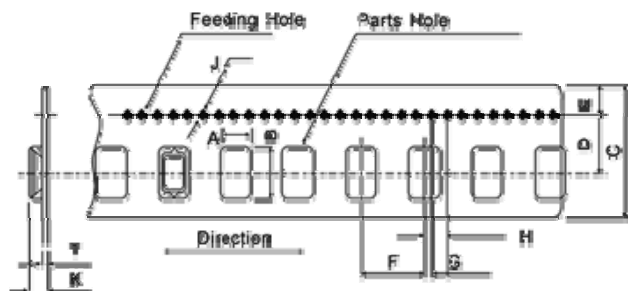
ELECTRICAL SPECIFICATIONS

Nominal frequency	8.000MHZ
Oscillation mode	Fundamental
Operating temperature range	-20°C-+70°C
Storage temperature range	-40--+85°C
Frequency tolerance	± 30PPM
Freq. Temp characteristics	± 30PPM
Load capacitance	20pF
Equivalent series resistance(Ω)	50 ohm max
Parallel capacitance(Co)	7PF Max
Drive level	100 μW Typical
Insulation resistance	More than 500M Ω AT DC100V

Dimension



Tape & Reel



P/N: WTL49M0820

Resistance Welded HC-49/S Surface Mount Package



Description		Code	Dimensions	
Flanges	Diameter	A	$\phi 330\pm 2.0$	
	Thickness	t	2.4 ± 0.2	
	WidthbetweenFlanges	W	$+2.0$ $24.4-0$	
Flanges	OutlineDiameter	B	$\phi 100\pm 2.0$	
	CenterCoreslit	Width	F	2.3 ± 1.0
		Depth	V	6.0 ± 1.0
		Position	Q	$120^\circ\pm 3.0^\circ$
	SpindleDiameter	C	$\phi 13.0\pm 0.5$	
	KeySeats	Width	E	2.5
		Depth	U	5.0 ± 0.5
		Position	Q	$120^\circ\pm 3^\circ$
Fenestrate	OutlineRadius	Ro	$R90\pm 1.0$	
	InlineRadius	Ri	$R40\pm 1.0$	
	RoundedComers	Rc	$+2.0$ $R5-0$	
	OpenAngle	R	$40^\circ\pm 2^\circ$	

Code	Dimension	Code	Dimension	Code	Dimension
A	5.0 ± 0.1	E	1.75 ± 0.1	J	$\phi 1.5(+0.1,-0)$
B	15.0 ± 0.2	F	$8.0\pm 0.1 / 12.0\pm 0.1$	K	5.0 ± 0.1
C	24.0 ± 0.3	G	2.0 ± 0.1	T	5.0 ± 0.1
D	11.05 ± 0.1	H	4.0 ± 0.1		