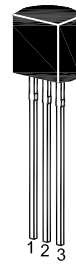


BC327...BC328

PNP Silicon Epitaxial Planar Transistor

for switching and amplifier applications

These types are subdivided into three groups -16, -25 and -40, according to their DC current gain.



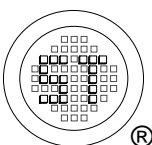
1. Collector 2. Base 3. Emitter
TO-92 Plastic Package

Absolute Maximum Ratings ($T_a = 25\text{ }^\circ\text{C}$)

Parameter	Symbol	BC327	BC328	Unit
Collector Base Voltage	$-V_{CBO}$	50	30	V
Collector Emitter Voltage	$-V_{CEO}$	45	25	V
Emitter Base Voltage	$-V_{EBO}$	5		V
Collector Current	$-I_C$	800		mA
Peak Collector Current	$-I_{CM}$	1		A
Total Power Dissipation	P_{tot}	625		mW
Junction Temperature	T_j	150		$^\circ\text{C}$
Storage Temperature Range	T_{stg}	- 55 to + 150		$^\circ\text{C}$

Characteristics at $T_a = 25\text{ }^\circ\text{C}$

Parameter	Symbol	Min.	Typ.	Max.	Unit		
DC Current Gain at $-V_{CE} = 1\text{ V}$, $-I_C = 100\text{ mA}$ Current Gain Group	-16	h_{FE}	100	-	250	-	
	-25	h_{FE}	160	-	400	-	
	-40	h_{FE}	250	-	630	-	
	at $-V_{CE} = 1\text{ V}$, $-I_C = 300\text{ mA}$	-16	h_{FE}	60	-	-	-
		-25	h_{FE}	100	-	-	-
		-40	h_{FE}	170	-	-	-
Collector Base Cutoff Current at $-V_{CB} = 45\text{ V}$ BC327	$-I_{CBO}$	-	-	100	nA		
at $-V_{CB} = 25\text{ V}$ BC328		-	-	100			
Collector Base Breakdown Voltage at $-I_C = 100\text{ }\mu\text{A}$	BC327 BC328	$-V_{(BR)CBO}$	50 30	- -	- -	V	
Collector Emitter Breakdown Voltage at $-I_C = 10\text{ mA}$	BC327 BC328	$-V_{(BR)CEO}$	45 25	- -	- -	V	
Emitter Base Breakdown Voltage at $-I_E = 100\text{ }\mu\text{A}$		$-V_{(BR)EBO}$	5	-	-	V	
Collector Emitter Saturation Voltage at $-I_C = 500\text{ mA}$, $-I_B = 50\text{ mA}$		$-V_{CE(sat)}$	-	-	0.7	V	
Base Emitter On Voltage at $-V_{CE} = 1\text{ V}$, $-I_C = 300\text{ mA}$		$-V_{BE(on)}$	-	-	1.2	V	
Gain Bandwidth Product at $-V_{CE} = 5\text{ V}$, $-I_C = 10\text{ mA}$, $f = 50\text{ MHz}$		f_T	-	100	-	MHz	
Collector Base Capacitance at $-V_{CB} = 10\text{ V}$, $f = 1\text{ MHz}$		C_{cbo}	-	12	-	pF	



SEMTECH ELECTRONICS LTD.
Subsidiary of Sino-Tech International (BVI) Limited



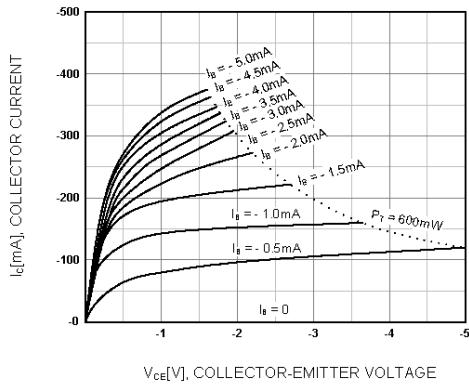


Figure 1. Static Characteristic

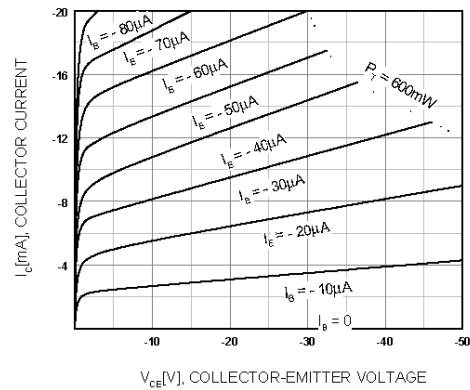


Figure 2. Static Characteristic

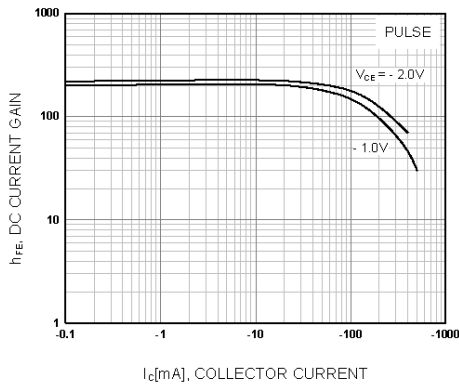


Figure 3. DC current Gain

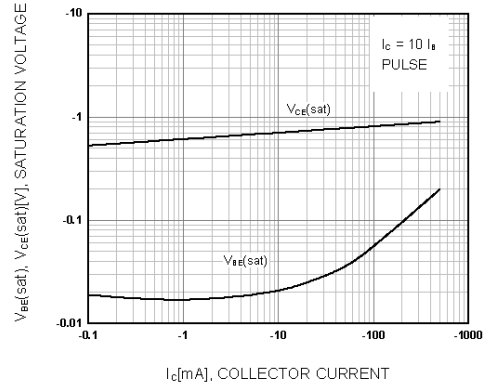


Figure 4. Base-Emitter Saturation Voltage
Collector-Emitter Saturation Voltage

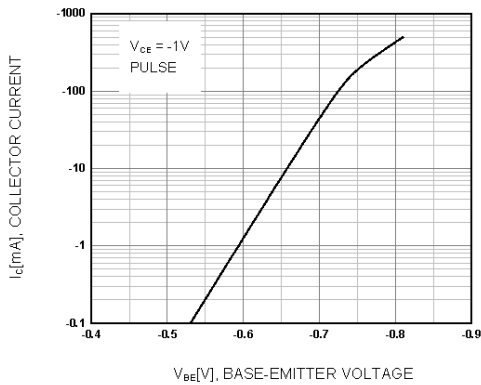


Figure 5. Base-Emitter On Voltage

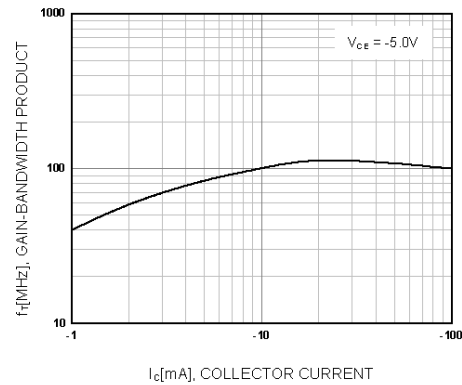
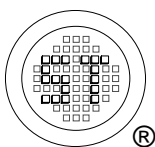


Figure 6. Gain Bandwidth Product



SEMTECH ELECTRONICS LTD.
Subsidiary of Sino-Tech International (BVI) Limited

