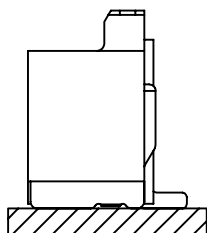
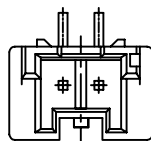


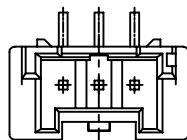
10P~16P



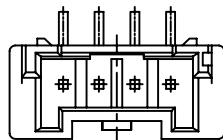
Assembly Layout



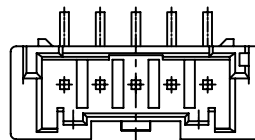
2P



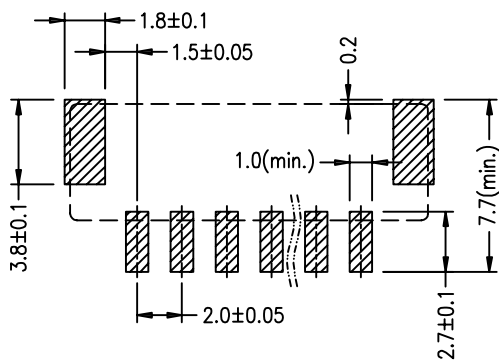
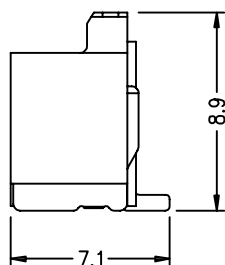
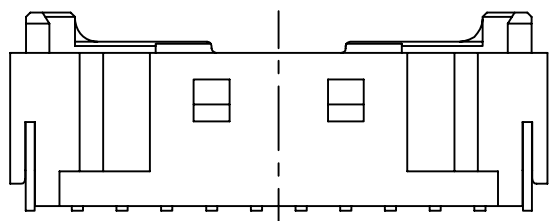
3P



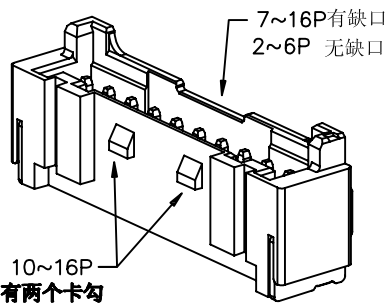
4P



5P~9P



P.C.B LAYOUT

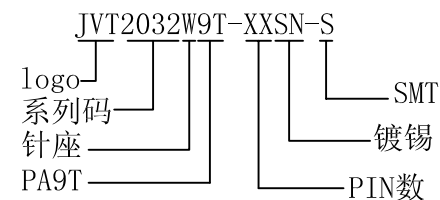


■ SPECIFICATION

- Voltage rating: 250V AC, DC
- Current Rating: 3A, AC, DC
- Withstand voltage: 800V AC/minute
- Contact resistance: 10mΩ max
- Insulation resistance: 1000MΩ min
- Temperature range: -25° C ~ +85° C

■ WAFER

- Material: PA9T UL94V-0
- Contact Pin: Brass
- Solder tab: Brass



Poles	DIM.A	DIM.B	Poles	DIM.A	DIM.B
2P	2.0	8.0	10P	18.0	24.0
3P	4.0	10.0	11P	20.0	26.0
4P	6.0	12.0	12P	22.0	28.0
5P	8.0	14.0	13P	24.0	30.0
6P	10.0	16.0	14P	26.0	32.0
7P	12.0	18.0	15P	28.0	34.0
8P	14.0	20.0	16P	30.0	36.0
9P	16.0	22.0	-	-	-

GENERAL TOLERANCE

0	±0.35
.0	±0.30
.00	±0.20
.000	±0.10



乔业电子有限公司

CHYAO YEE CONNECTORS CO., L TD

核准

审核

绘图

品名

PA2.0 WAFER 立贴

CHEN

李勇军

料号

JVT2032W9T-XXSN-S

图名

005

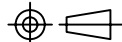
版本

A

版本

变更内容

日期



单位

mm

比例

1:1

日期

20140312